


ROW LAYOUTS

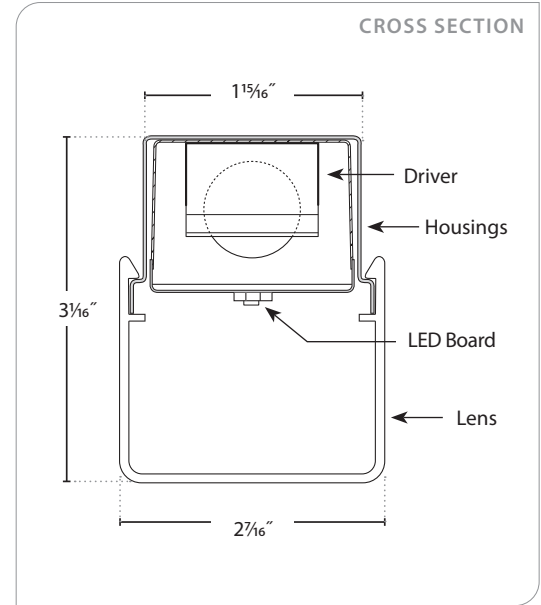
S1-PRO-SAL

GENERAL SPECIFICATIONS

- **DRIVER:** UL recognized electronic drivers.
DM01 = 0-10v 1% Dimming.
ND = NON-DIMMING.
FIXTURE INPUT WATTS PER 4' SECTION =
LO = 15w, MO = 26w, SO = 38w, HO = 50w.
- **SC** = Single Circuit.
- **EMHE** = Emergency Battery Pack (CA Title 20 compliant).
- **LABELS:** ETL LED luminaires (conforms to UL 1598).
- **FINISH (POWDER COAT):**
TMW = Textured Matte White. YGW = Gloss White. YSL = Silver (Metallic). YBK = Black (Matte).
- **LED BOARDS:**
LED27 = 2700K, LED3 = 3000K, LED35 = 3500K, LED4 = 4000K, LED5 = 5000K (-90 = 90CRI).
- **DIFFUSER:** Satin Acrylic Lens .070 Thick Wall (SAL).
- **HOUSING:** Die-formed #22 GA. cold rolled steel.
- **CIRCUIT ASSEMBLY:**
Prudential Ltg. reserves the right to change Circuit Assemblies from #16 gauge to #12 gauge, as needed.

NOTES

- Individual fixtures not intended for continuous row mounting.
- Symbol  indicates emergency fixture location.
- Submittal drawings are used for review purposes only. (Go to prulite.com for installation instructions).



WARNING: Ground fixture in accordance with local and national electrical codes. Failure to do so may result in serious personal injury.
Fixture Installations should ONLY be done by a qualified licensed electrical professional.

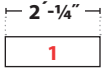
ROW LAYOUTS

S1-PRO-SAL

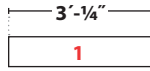
TO REQUEST EMERGENCY FIXTURES:

- Use the fixture number (shown here in red) 17' row with EMHE on Fixtures 1 and 3.
- OR**
- Print out layout and circle where emergency is needed and send in with your order.

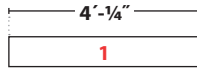
2FT



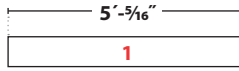
3FT



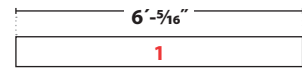
4FT



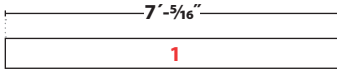
5FT



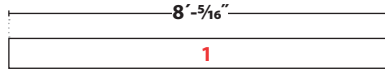
6FT



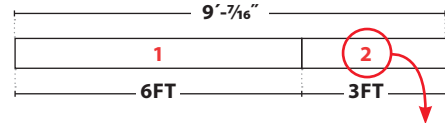
7FT



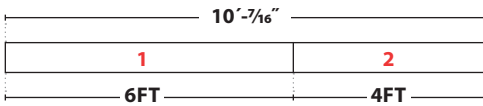
8FT



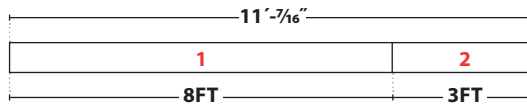
9FT



10FT

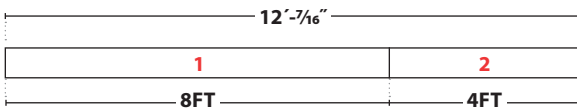


11FT

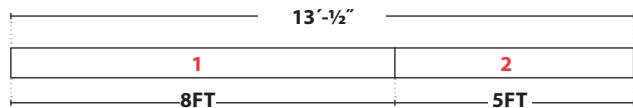


**FIXTURE
NUMBER FOR
EMERGENCY
SPECIFICATION**

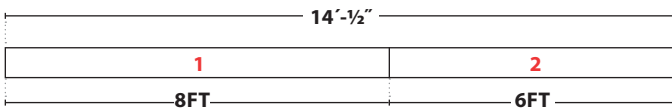
12FT



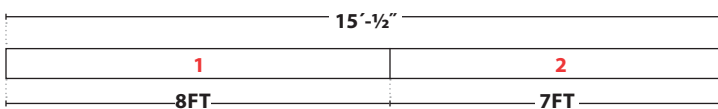
13FT



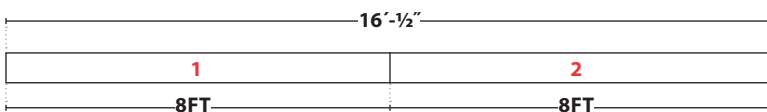
14FT



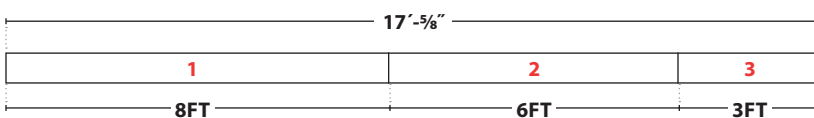
15FT



16FT



17FT



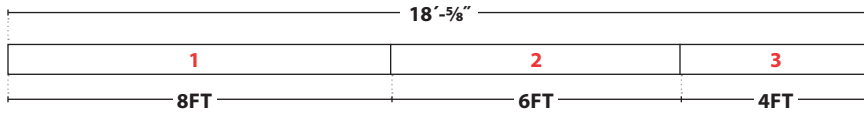
WARNING: Ground fixture in accordance with local and national electrical codes. Failure to do so may result in serious personal injury. Fixture Installations should ONLY be done by a qualified licensed electrical professional.

SnapPro | Linear, Surface, Wall

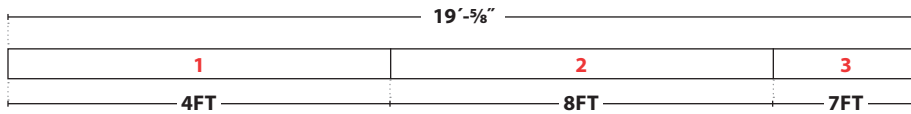
ROW LAYOUTS

S1-PRO-SAL

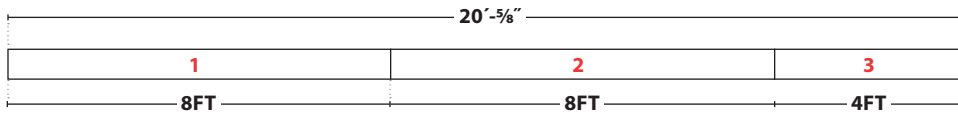
18FT



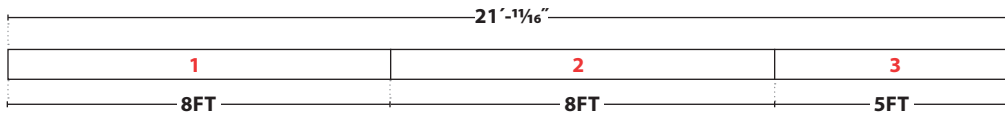
19FT



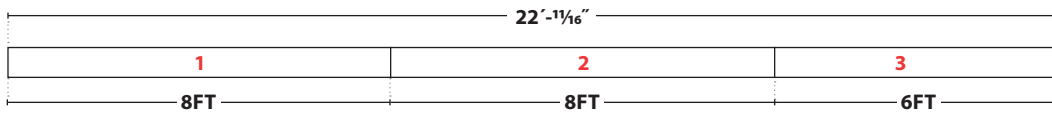
20FT



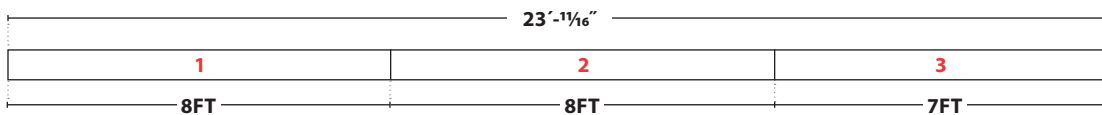
21FT



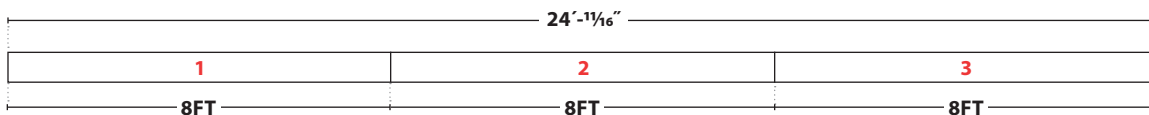
22FT



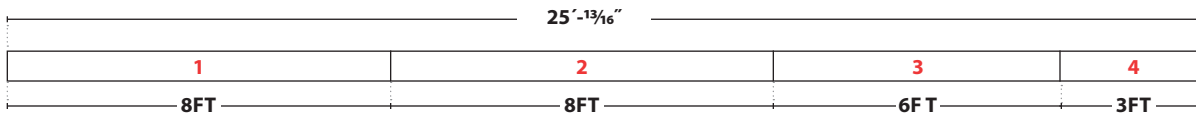
23FT



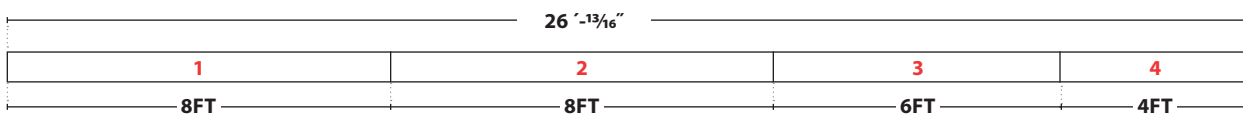
24FT



25FT



26FT

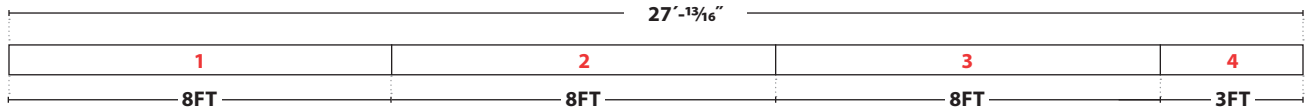


WARNING: Ground fixture in accordance with local and national electrical codes. Failure to do so may result in serious personal injury. Fixture Installations should ONLY be done by a qualified licensed electrical professional.

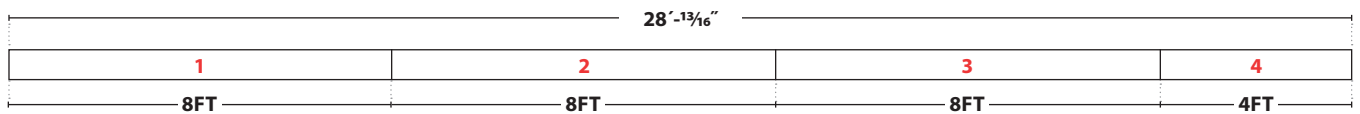
ROW LAYOUTS

S1-PRO-SAL

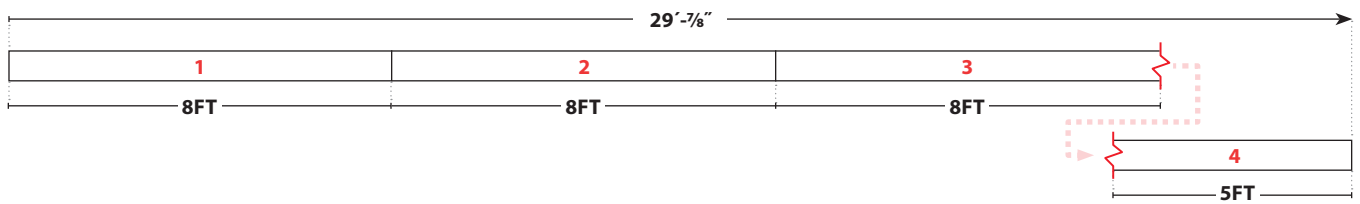
27FT



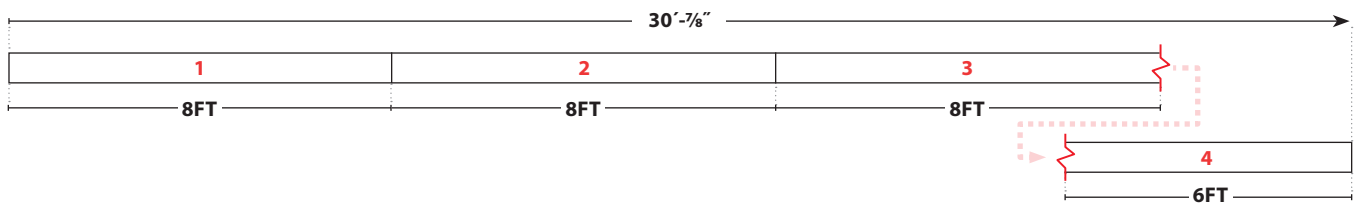
28FT



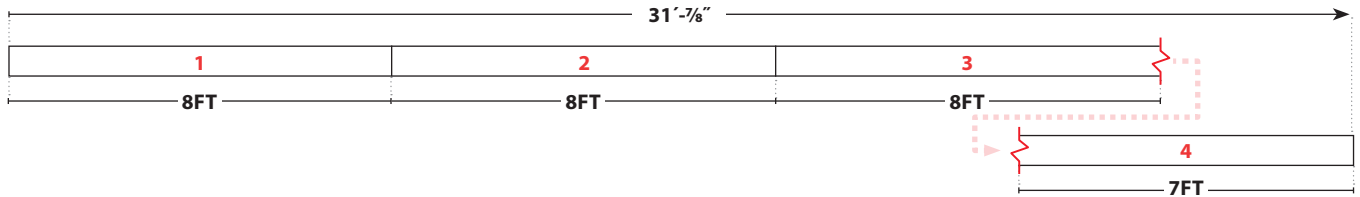
29FT



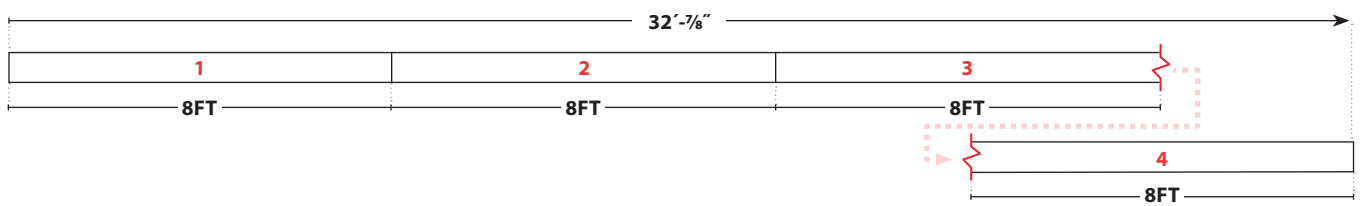
30FT



31FT



32FT




WARNING: Ground fixture in accordance with local and national electrical codes. Failure to do so may result in serious personal injury. Fixture Installations should ONLY be done by a qualified licensed electrical professional.

SnapPro | Linear, Surface, Wall

ROW LAYOUTS

S1-PRO-SAL

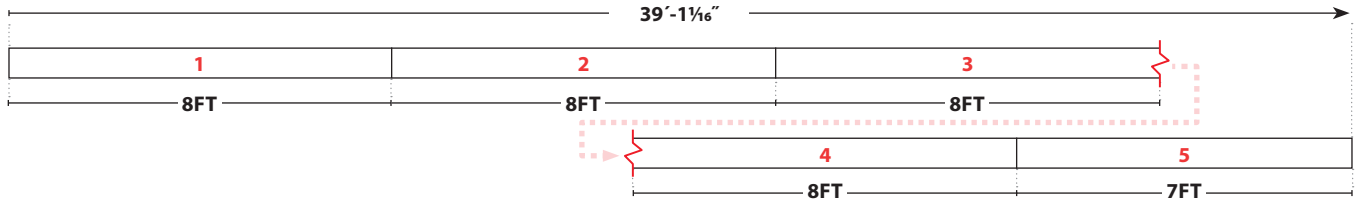


WARNING: Ground fixture in accordance with local and national electrical codes. Failure to do so may result in serious personal injury. Fixture Installations should ONLY be done by a qualified licensed electrical professional.

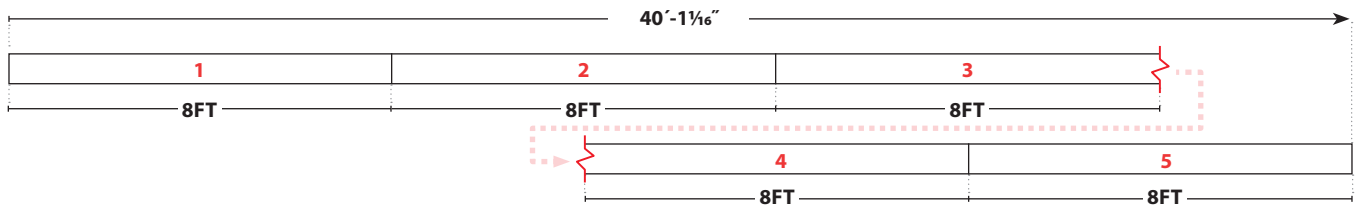
ROW LAYOUTS

S1-PRO-SAL

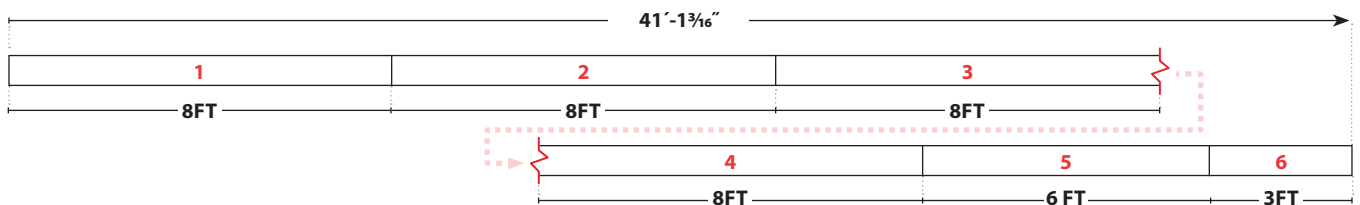
39FT



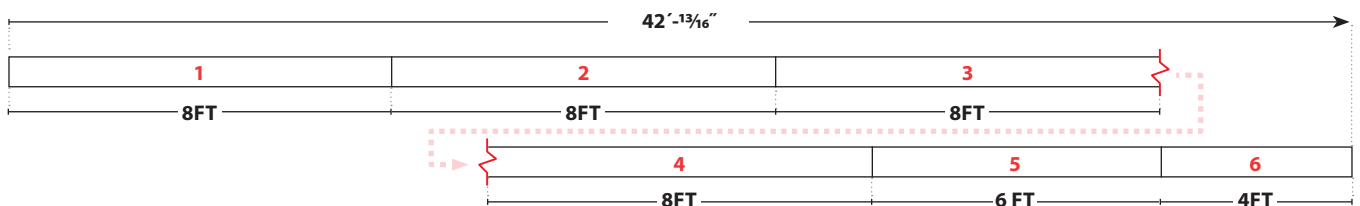
40FT



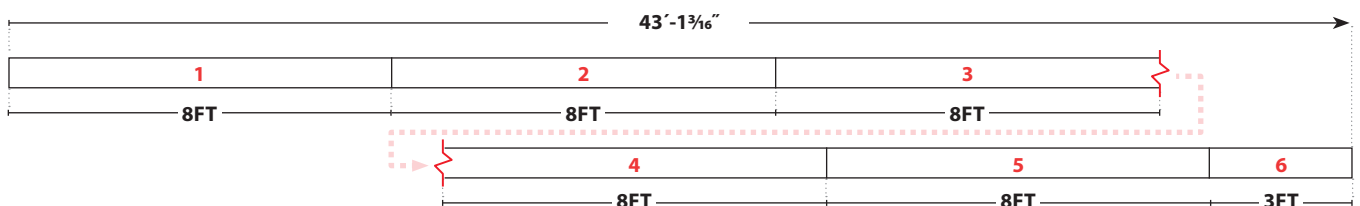
41FT



42FT



43FT




WARNING: Ground fixture in accordance with local and national electrical codes. Failure to do so may result in serious personal injury. Fixture Installations should ONLY be done by a qualified licensed electrical professional.

SnapPro | Linear, Surface, Wall

ROW LAYOUTS

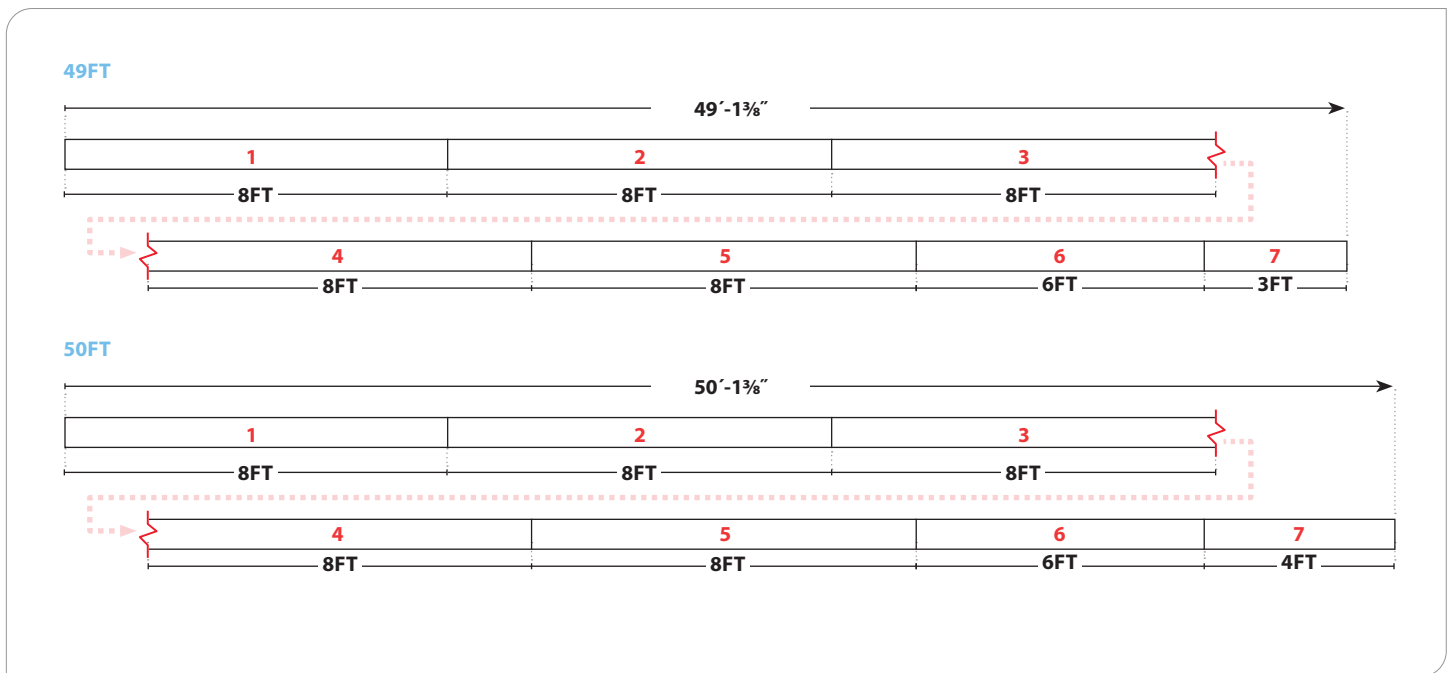
S1-PRO-SAL



WARNING: Ground fixture in accordance with local and national electrical codes. Failure to do so may result in serious personal injury. Fixture Installations should ONLY be done by a qualified licensed electrical professional.

ROW LAYOUTS

S1-PRO-SAL



WARNING: Ground fixture in accordance with local and national electrical codes. Failure to do so may result in serious personal injury. Fixture Installations should ONLY be done by a qualified licensed electrical professional.