

BionicPro5 | Recessed Linear Wall-to-Wall — X3 (Hard Ceiling)

ROW INSTRUCTIONS

BPR05-REC-FLSH-WTW-X3-SC




PRUDENTIAL LTG.

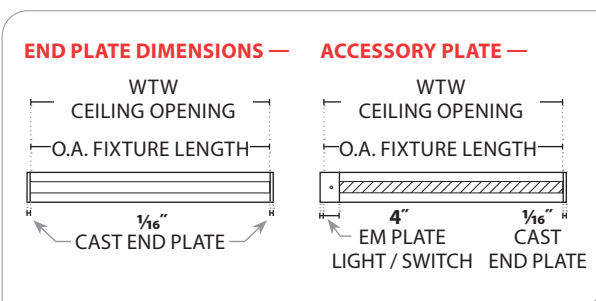
PRULITE.COM 213.746.0360

GENERAL SPECIFICATIONS

- **DRIVER:** UL recognized electronic drivers.
ND = NON-DIMMING.
- **DM01** = 0-10v 1% Dimming. **SC** = Single Circuit.
UNV = Universal Voltage.
FIXTURE INPUT WATTS PER 4' SECTION =
LO = 15w, MO = 22w, SO = 31w, HO = 42w .
- EMHE = Emergency Battery Pack (CA Title 20 compliant)
- **IC RATING:** Fixtures are IC Rated unless Insulation Detector is factory-installed. (Insulation Detector requires 120 or 277 voltage).
- **LABELS:** ETL LED luminaires (conforms to UL 1598).
- **FINISH (POWDER COAT):**
TMW = Textured Matte White. YGW = Gloss White.
YSL = Silver (Metallic). YBK = Black (Matte).
- **LED BOARDS:** LED3 = 3000K, 35 = 3500K, 4 = 4000K.
- **REFLECTORS:** Die-formed #24 GA. White Optics M16.
- **LENS:** Composite polymer.
SAL = Satin Acrylic, BTW = Batwing.
- **HOUSING:** Die-formed #20 GA. cold rolled steel.
- **CIRCUIT ASSEMBLY:** Prudential Ltg. reserves the right to change Circuit Assemblies from #16 gauge to #12 gauge, as needed.

NOTES

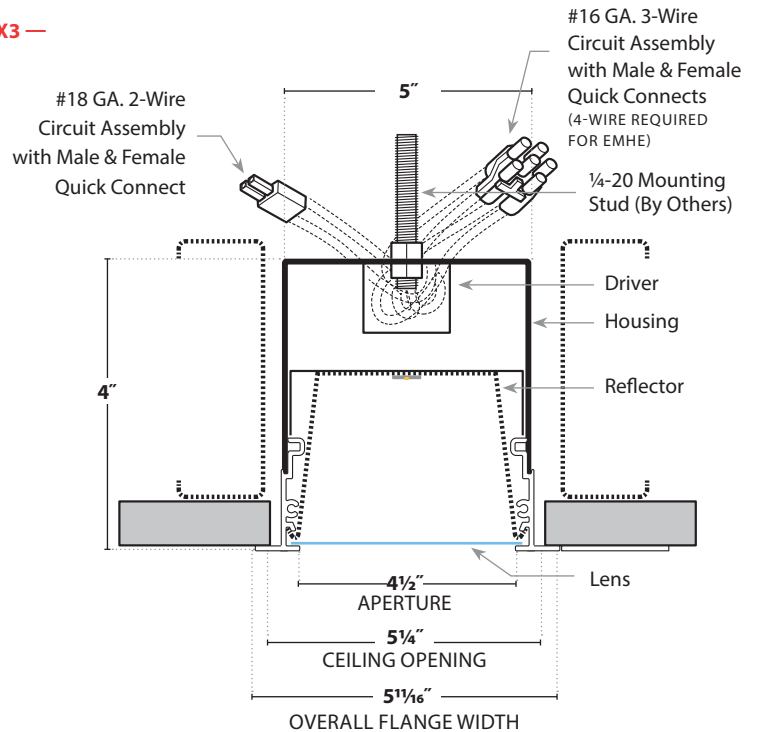
- Seamless composite lens is shipped rolled in bulk, contractor to cut to size and install.
- All dimensions shown include (2) 1/2" thick finish plates.
- Individual fixtures not intended for continuous row mounting.
- Symbol  indicates emergency fixture location.
- Submittal drawings are used for review purposes only. (Go to prulite.com for installation instructions).



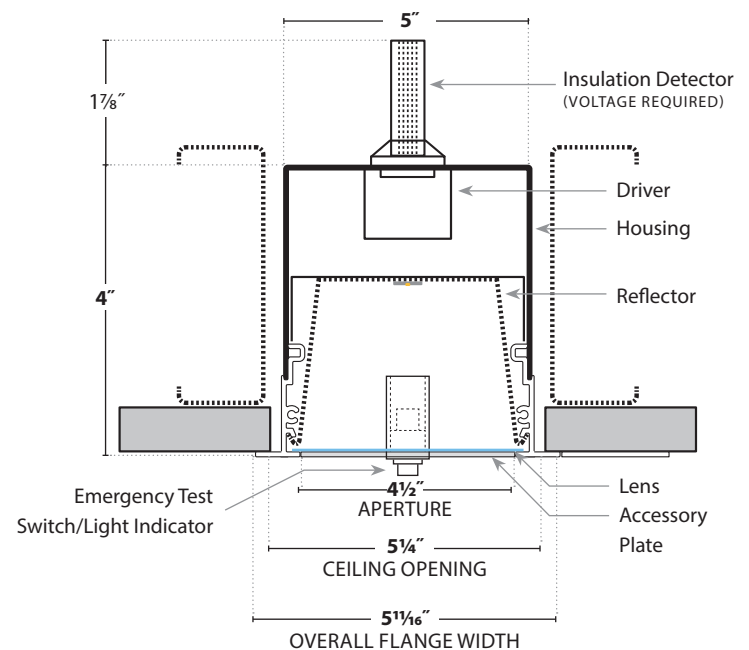
CROSS SECTIONS

SEE SPEC SHEET FOR ADDITIONAL HARD CEILINGS

X3 —



INSULATION DETECTOR / EMHE —




WARNING: Ground fixture in accordance with local and national electrical codes. Failure to do so may result in serious personal injury. Fixture Installations should ONLY be done by a qualified licensed electrical professional.

BionicPro5 | Recessed Linear

Wall-to-Wall — X3 (Hard Ceiling)

ROW INSTRUCTIONS

BPR05-REC-FLSH-WTW-X3-SC



WARNING: Ground fixture in accordance with local and national electrical codes. Failure to do so may result in serious personal injury. Fixture installations should ONLY be done by a qualified licensed electrical professional.

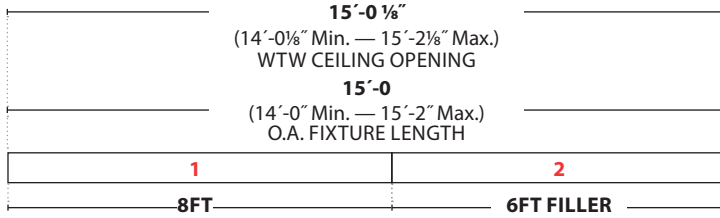
BionicPro5 | Recessed Linear

Wall-to-Wall — X3 (Hard Ceiling)

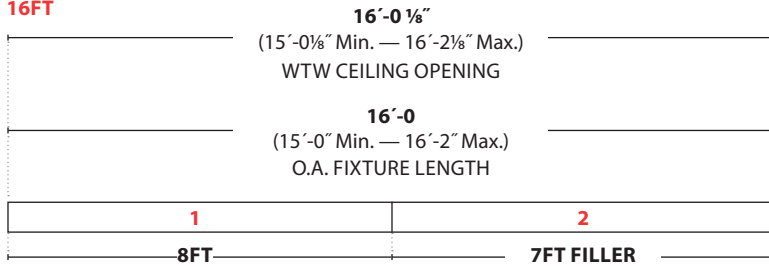
ROW INSTRUCTIONS

BPR05-REC-FLSH-WTW-X3-SC

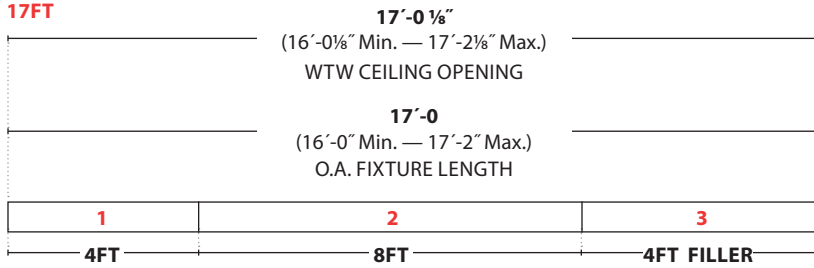
15FT



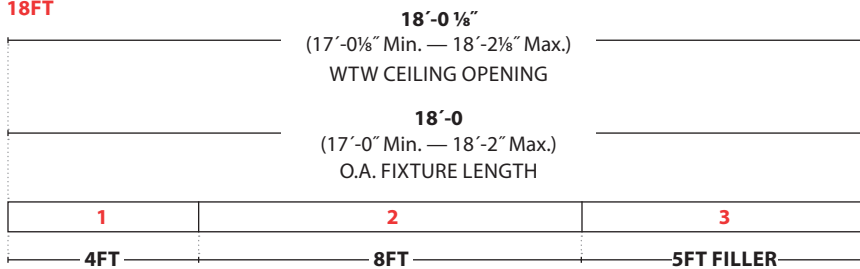
16FT



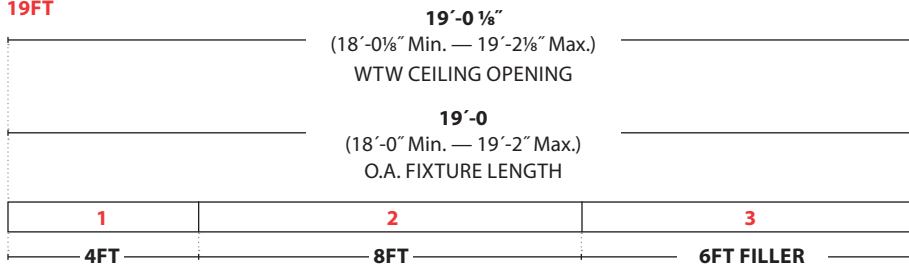
17FT



18FT



19FT



WARNING: Ground fixture in accordance with local and national electrical codes. Failure to do so may result in serious personal injury. Fixture Installations should ONLY be done by a qualified licensed electrical professional.

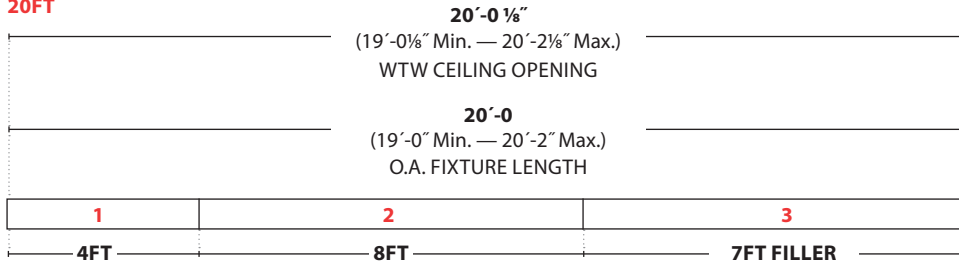
BionicPro5 | Recessed Linear

Wall-to-Wall — X3 (Hard Ceiling)

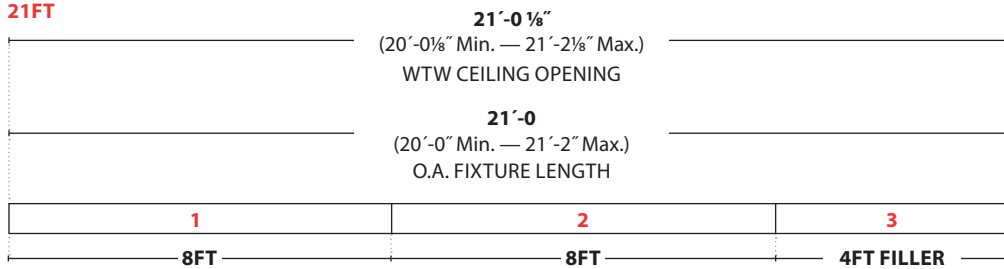
ROW INSTRUCTIONS

BPR05-REC-FLSH-WTW-X3-SC

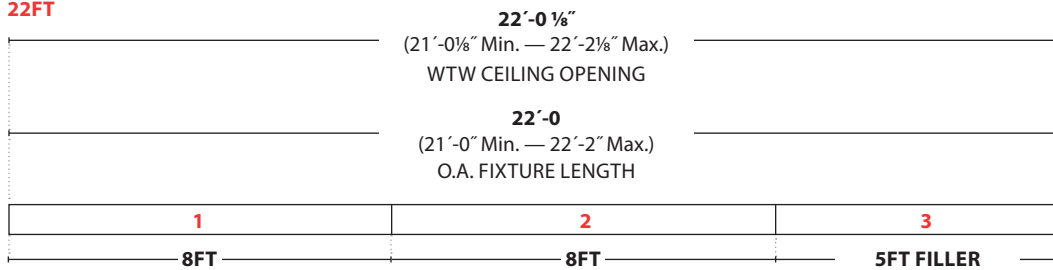
20FT



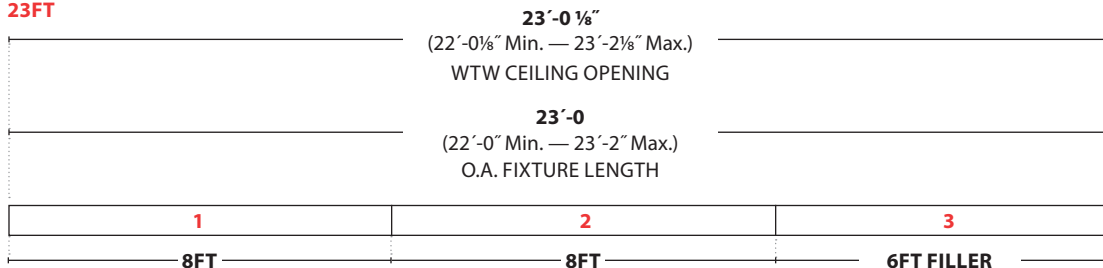
21FT



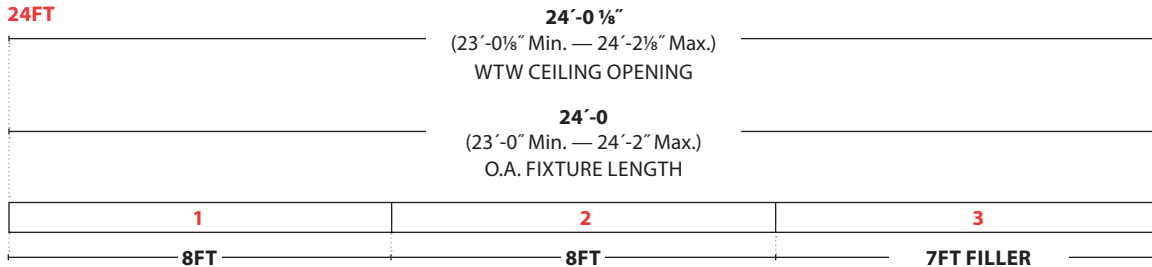
22FT



23FT



24FT



WARNING: Ground fixture in accordance with local and national electrical codes. Failure to do so may result in serious personal injury. Fixture installations should ONLY be done by a qualified licensed electrical professional.

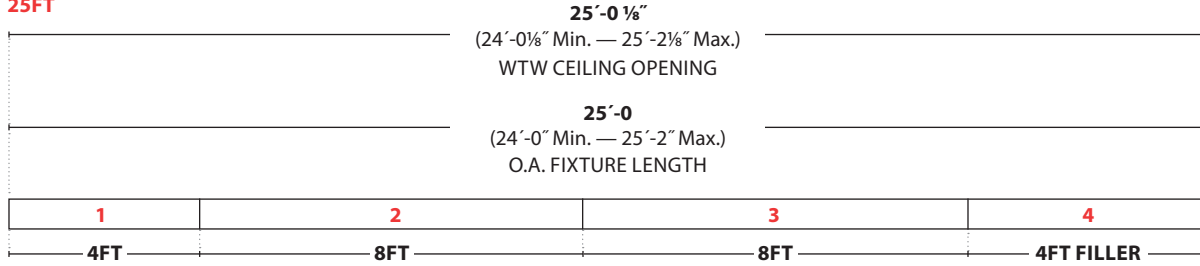
BionicPro5 | Recessed Linear

Wall-to-Wall — X3 (Hard Ceiling)

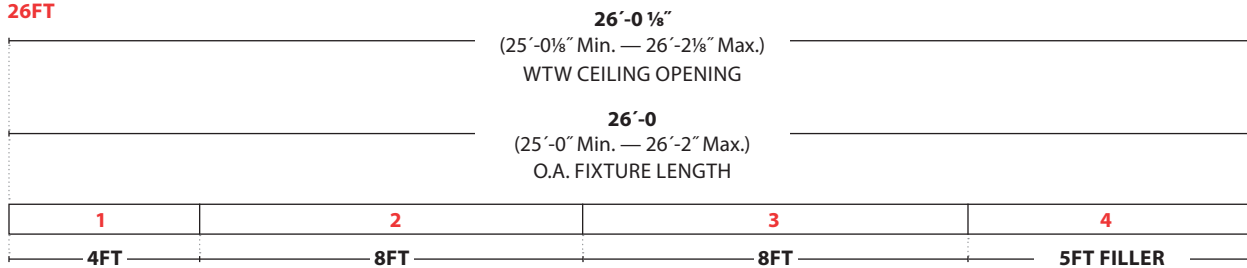
ROW INSTRUCTIONS

BPR05-REC-FLSH-WTW-X3-SC

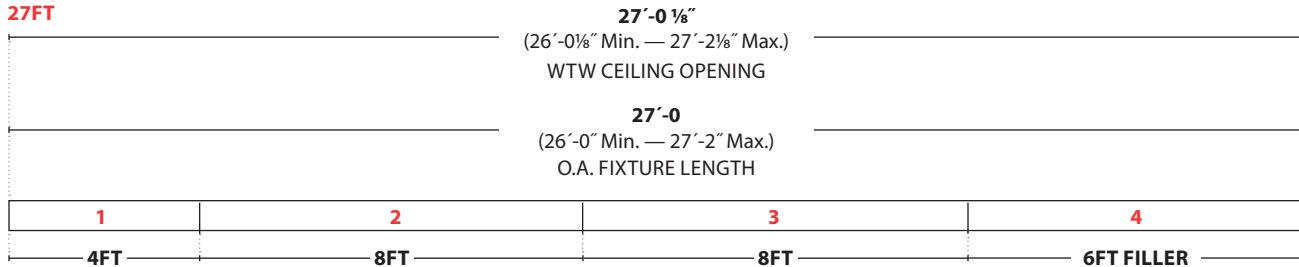
25FT



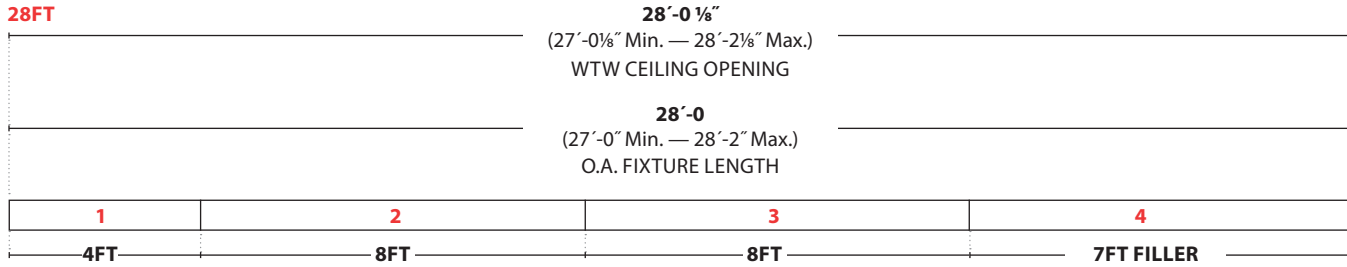
26FT



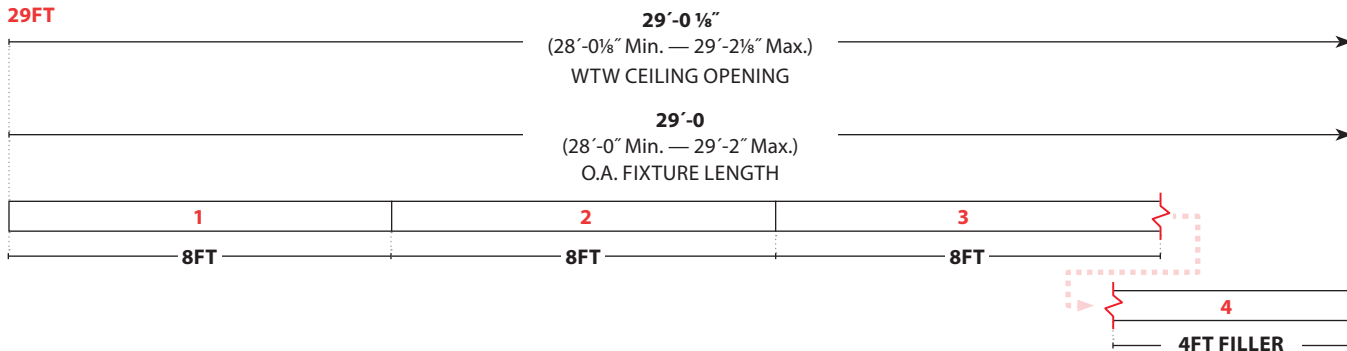
27FT



28FT



29FT



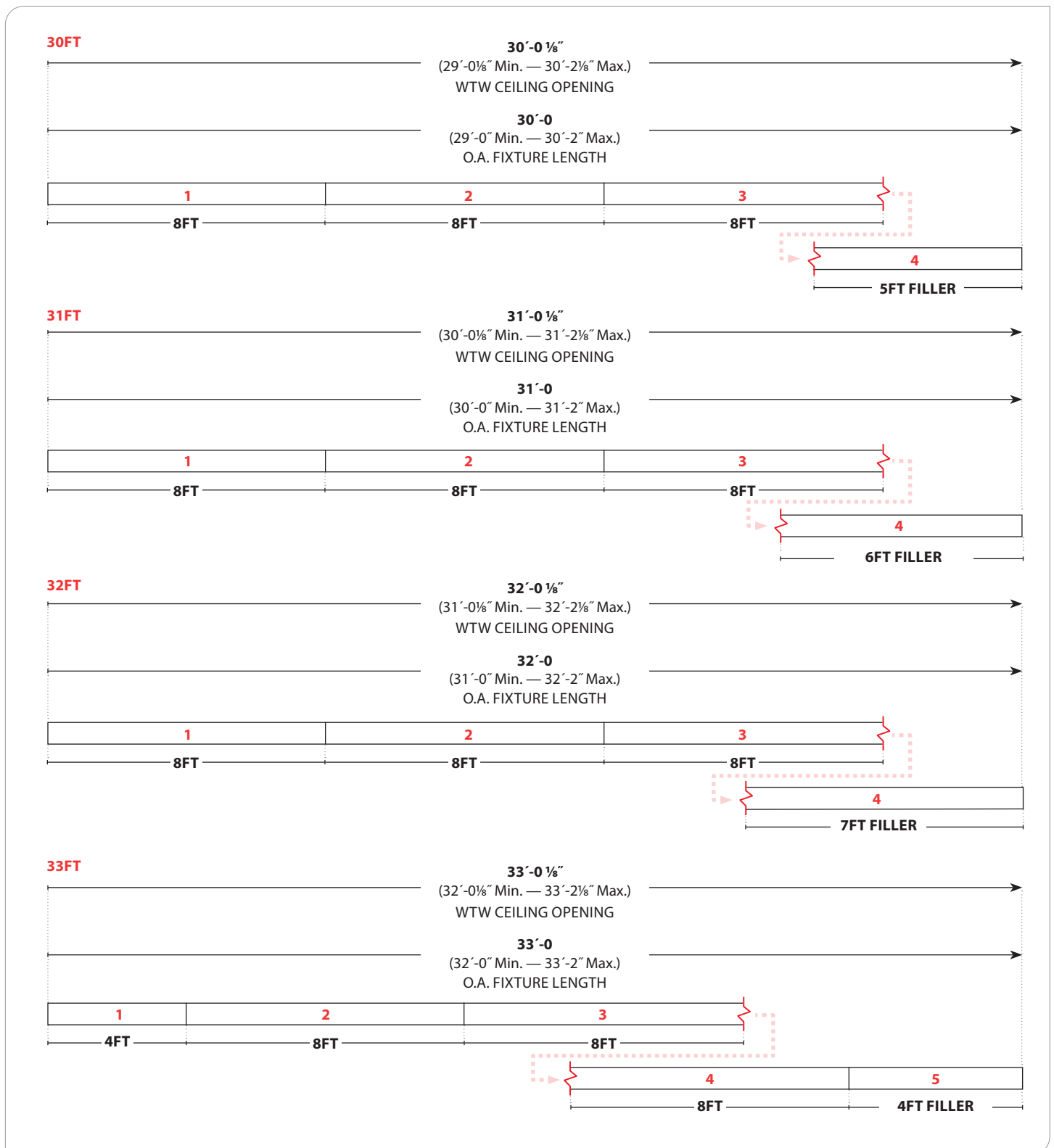
WARNING: Ground fixture in accordance with local and national electrical codes. Failure to do so may result in serious personal injury. Fixture Installations should ONLY be done by a qualified licensed electrical professional.

BionicPro5 | Recessed Linear

Wall-to-Wall — X3 (Hard Ceiling)

ROW INSTRUCTIONS

BPR05-REC-FLSH-WTW-X3-SC



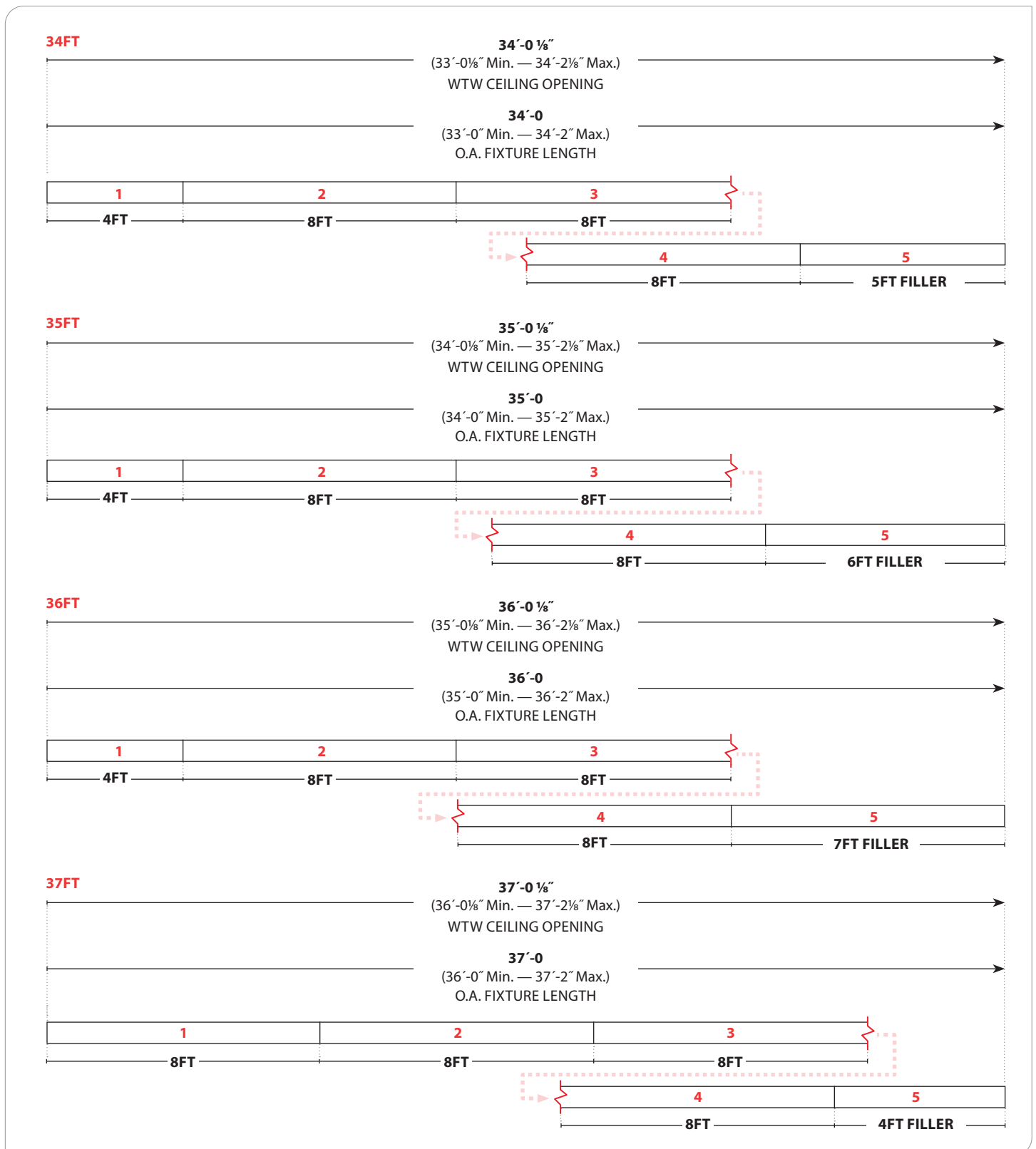
WARNING: Ground fixture in accordance with local and national electrical codes. Failure to do so may result in serious personal injury. Fixture Installations should ONLY be done by a qualified licensed electrical professional.

BionicPro5 | Recessed Linear

Wall-to-Wall — X3 (Hard Ceiling)

ROW INSTRUCTIONS

BPR05-REC-FLSH-WTW-X3-SC




WARNING: Ground fixture in accordance with local and national electrical codes. Failure to do so may result in serious personal injury. Fixture Installations should ONLY be done by a qualified licensed electrical professional.

BionicPro5 | Recessed Linear

Wall-to-Wall — X3 (Hard Ceiling)

ROW INSTRUCTIONS

BPR05-REC-FLSH-WTW-X3-SC



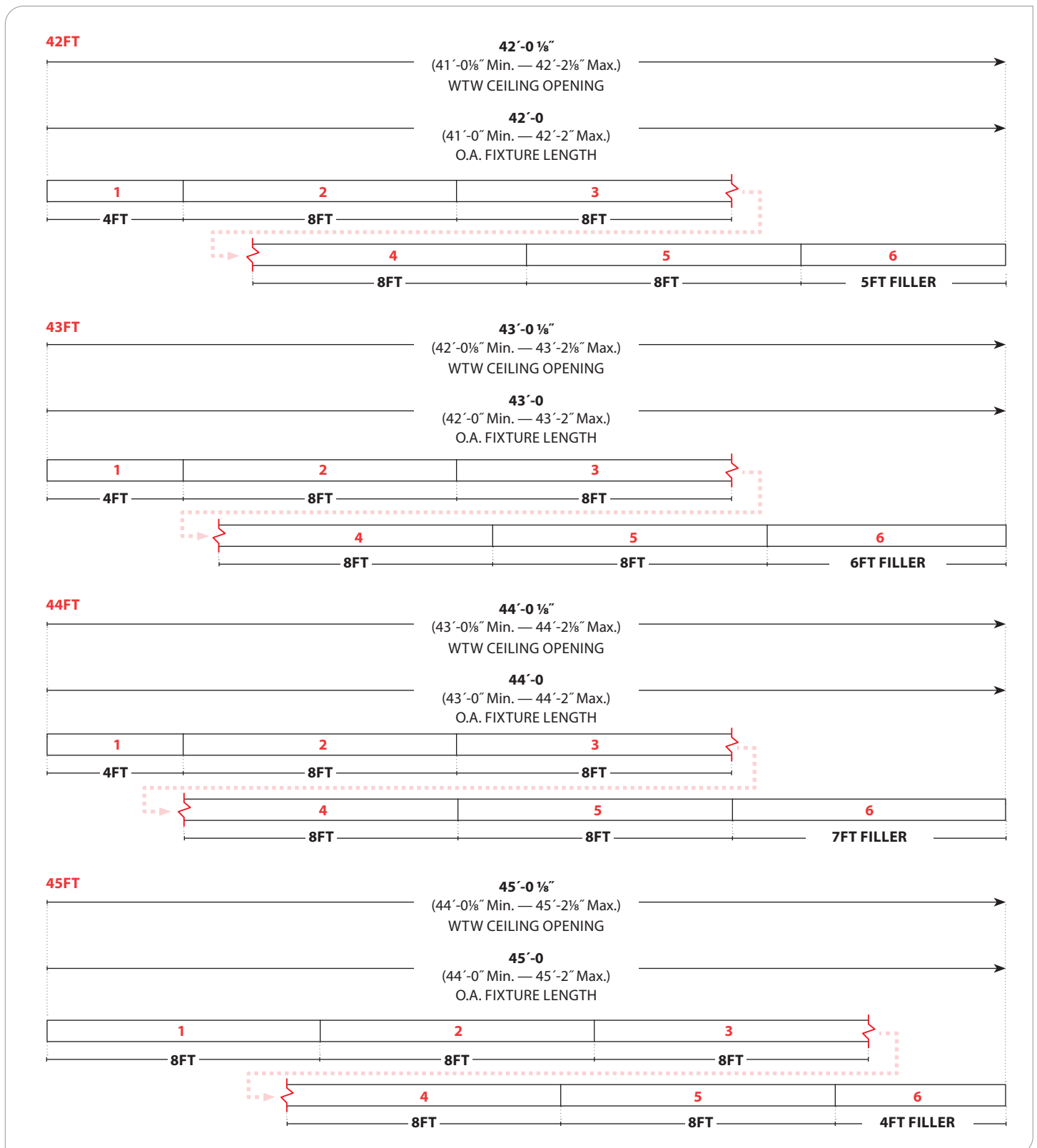
WARNING: Ground fixture in accordance with local and national electrical codes. Failure to do so may result in serious personal injury. Fixture Installations should ONLY be done by a qualified licensed electrical professional.

BionicPro5 | Recessed Linear

Wall-to-Wall — X3 (Hard Ceiling)

ROW INSTRUCTIONS

BPR05-REC-FLSH-WTW-X3-SC



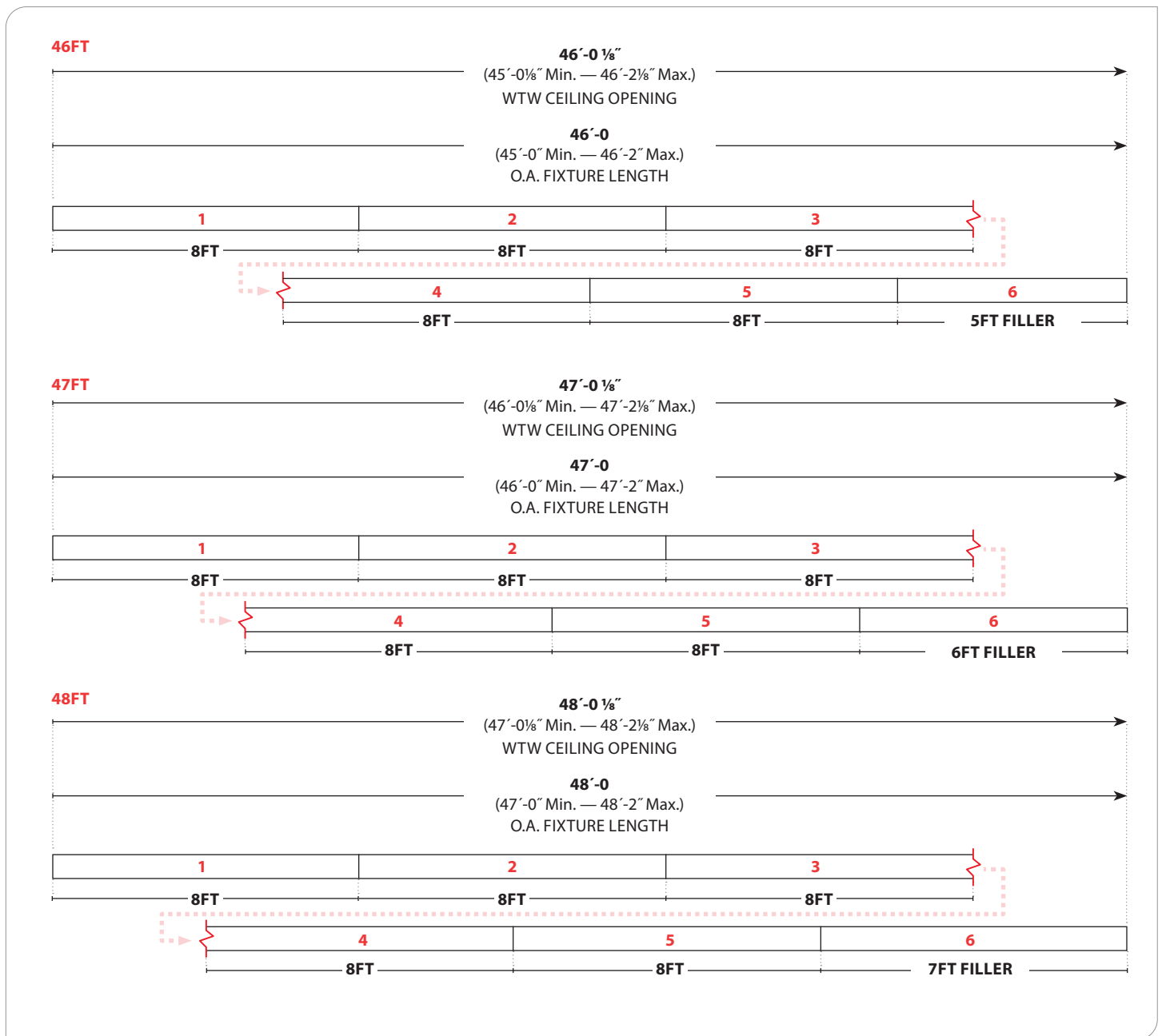
WARNING: Ground fixture in accordance with local and national electrical codes. Failure to do so may result in serious personal injury. Fixture installations should ONLY be done by a qualified licensed electrical professional.

BionicPro5 | Recessed Linear

Wall-to-Wall — X3 (Hard Ceiling)

ROW INSTRUCTIONS

BPR05-REC-FLSH-WTW-X3-SC

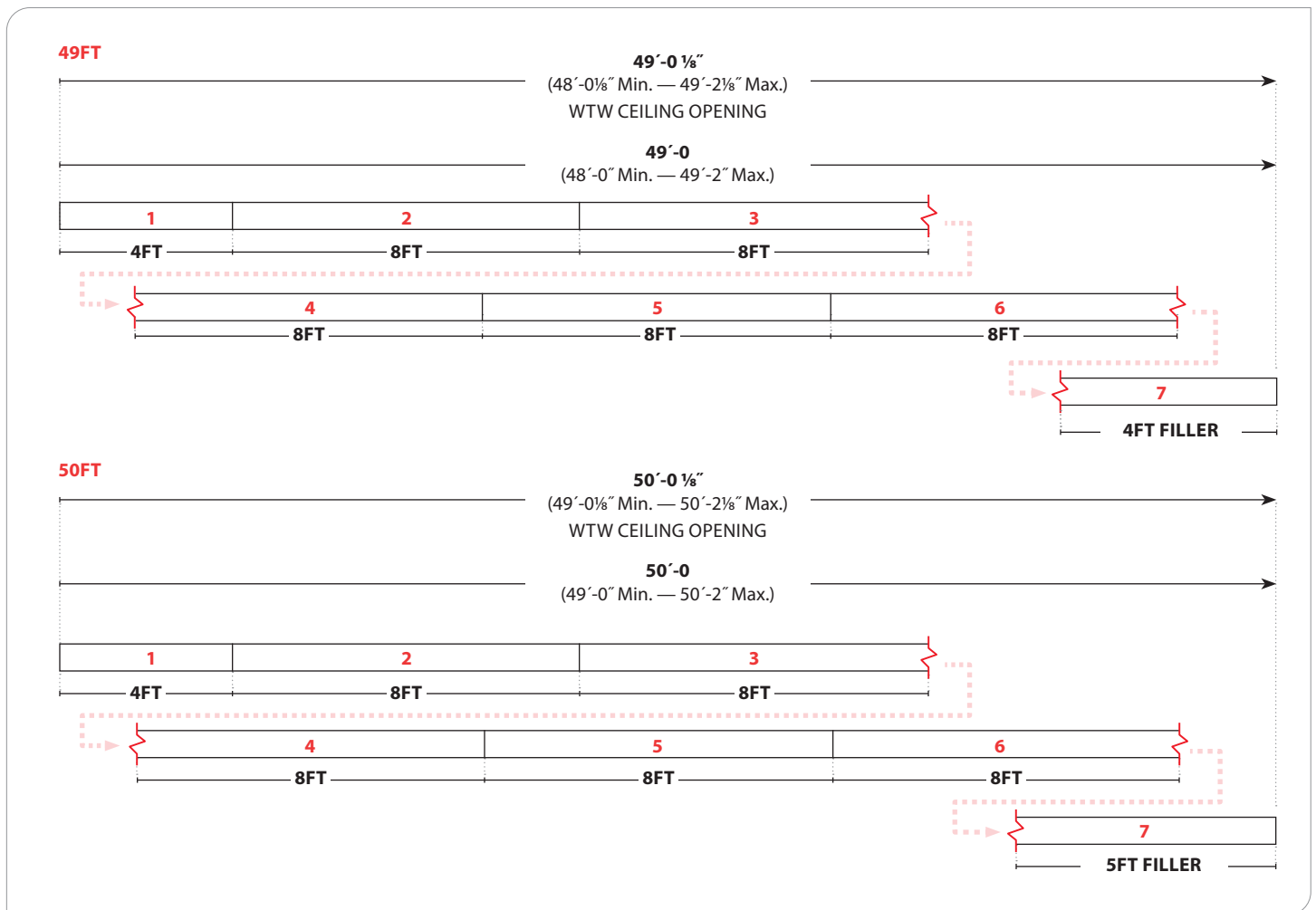


WARNING: Ground fixture in accordance with local and national electrical codes. Failure to do so may result in serious personal injury. Fixture Installations should ONLY be done by a qualified licensed electrical professional.

BionicPro5 | Recessed Linear Wall-to-Wall — X3 (Hard Ceiling)

ROW INSTRUCTIONS

BPR05-REC-FLSH-WTW-X3-SC



WARNING: Ground fixture in accordance with local and national electrical codes. Failure to do so may result in serious personal injury. Fixture Installations should ONLY be done by a qualified licensed electrical professional.