

# BionicPro3 | Recessed Linear Wall-to-Wall — X3 (Hard Ceiling)

## ROW INSTRUCTIONS

### BPRO3-REC-FLSH-WTW-X3-SC




PRUDENTIAL LTG.

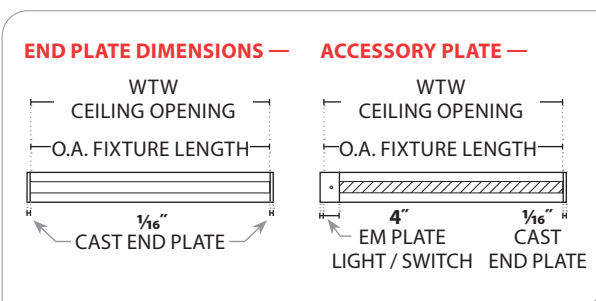
PRULITE.COM 213.746.0360

#### GENERAL SPECIFICATIONS

- **DRIVER:** UL recognized electronic drivers.  
ND = NON-DIMMING.
- **DM01** = 0-10v 1% Dimming. **SC** = Single Circuit.  
**UNV** = Universal Voltage.  
**FIXTURE INPUT WATTS PER 4' SECTION** =  
LO = 15w, MO = 22w, SO = 31w, HO = 42w .
- EMHE = Emergency Battery Pack (CA Title 20 compliant)
- **IC RATING:** Fixtures are IC Rated unless Insulation Detector is factory-installed. (Insulation Detector requires 120 or 277 voltage).
- **LABELS:** ETL LED luminaires (conforms to UL 1598).
- **FINISH (POWDER COAT):**  
TMW = Textured Matte White. YGW = Gloss White.  
YSL = Silver (Metallic). YBK = Black (Matte).
- **LED BOARDS:** LED3 = 3000K, 35 = 3500K, 4 = 4000K.
- **REFLECTORS:** Die-formed #24 GA. White Optics M16.
- **LENS:** Composite polymer.  
SAL = Satin Acrylic, BTW = Batwing.
- **HOUSING:** Die-formed #20 GA. cold rolled steel.
- **CIRCUIT ASSEMBLY:** Prudential Ltg. reserves the right to change Circuit Assemblies from #16 gauge to #12 gauge, as needed.

#### NOTES

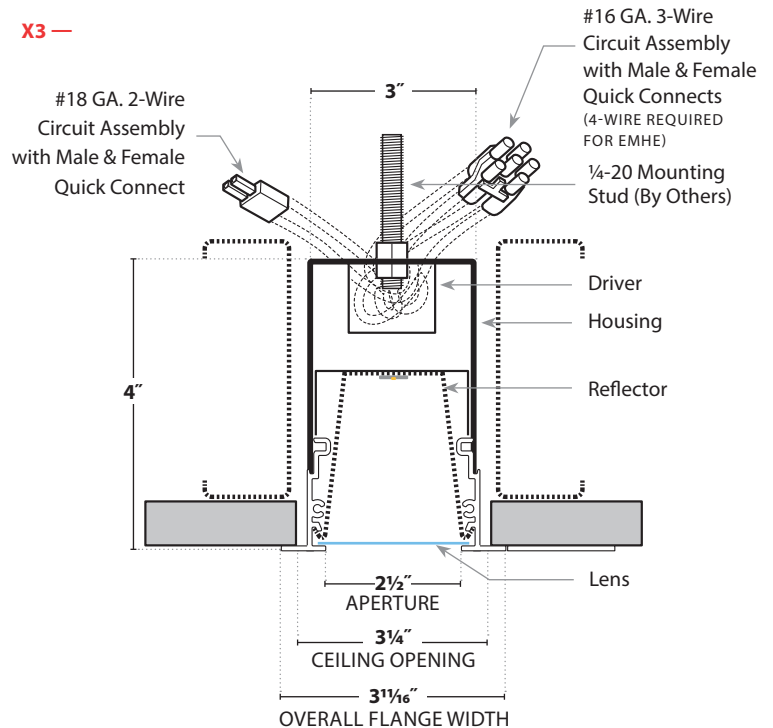
- Seamless composite lens is shipped rolled in bulk, contractor to cut to size and install.
- All dimensions shown include (2) 1/2" thick finish plates.
- Individual fixtures not intended for continuous row mounting.
- Symbol  indicates emergency fixture location.
- Submittal drawings are used for review purposes only. (Go to prulite.com for installation instructions).



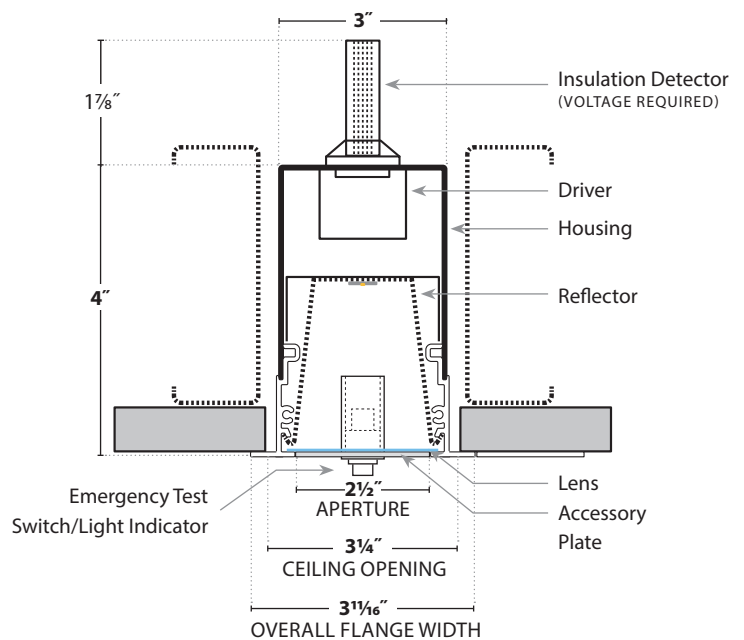
#### CROSS SECTIONS

SEE SPEC SHEET FOR ADDITIONAL HARD CEILINGS

#### X3 —



#### INSULATION DETECTOR / EMHE —




**WARNING:** Ground fixture in accordance with local and national electrical codes. Failure to do so may result in serious personal injury. Fixture Installations should ONLY be done by a qualified licensed electrical professional.

# BionicPro3 | Recessed Linear

## Wall-to-Wall — X3 (Hard Ceiling)

### ROW INSTRUCTIONS

### BPR03-REC-FLSH-WTW-X3-SC



**WARNING:** Ground fixture in accordance with local and national electrical codes. Failure to do so may result in serious personal injury. Fixture installations should ONLY be done by a qualified licensed electrical professional.

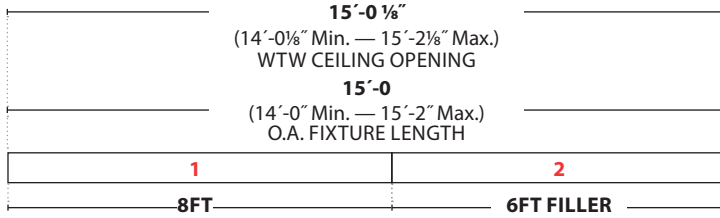
# BionicPro3 | Recessed Linear

## Wall-to-Wall — X3 (Hard Ceiling)

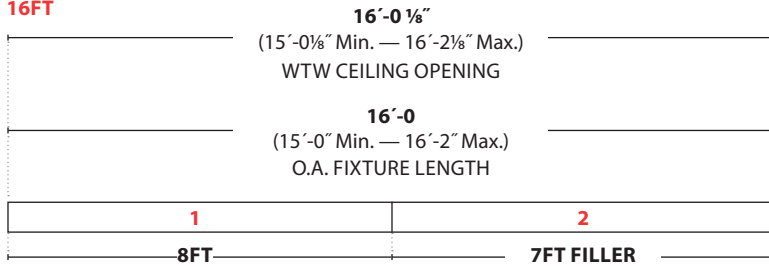
### ROW INSTRUCTIONS

#### BPRO3-REC-FLSH-WTW-X3-SC

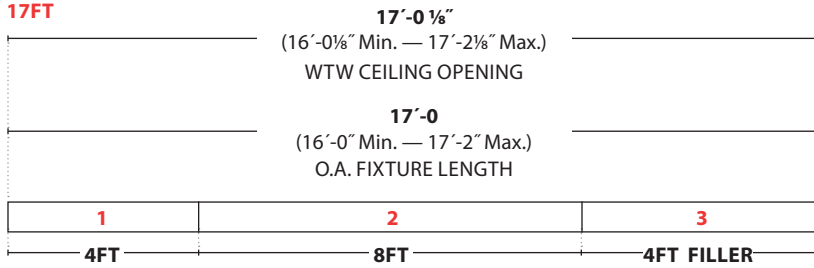
**15FT**



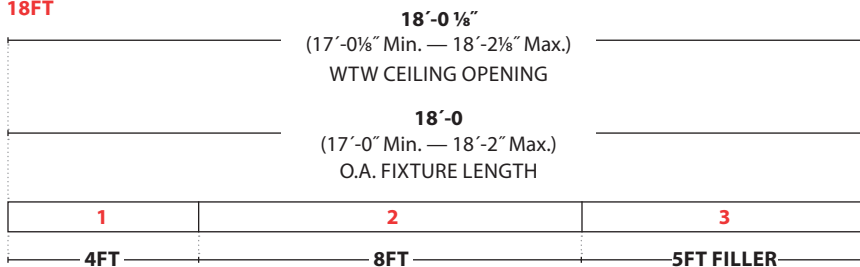
**16FT**



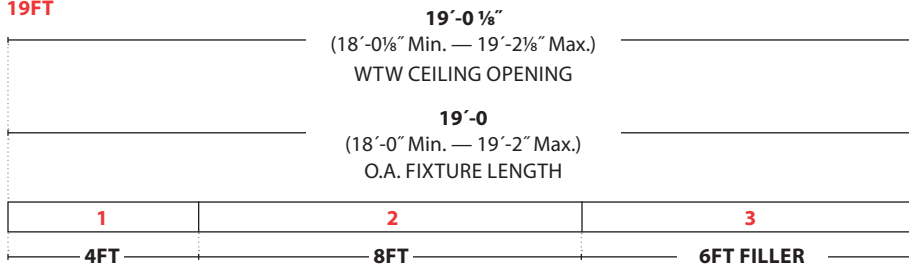
**17FT**



**18FT**



**19FT**



**WARNING:** Ground fixture in accordance with local and national electrical codes. Failure to do so may result in serious personal injury. Fixture Installations should ONLY be done by a qualified licensed electrical professional.

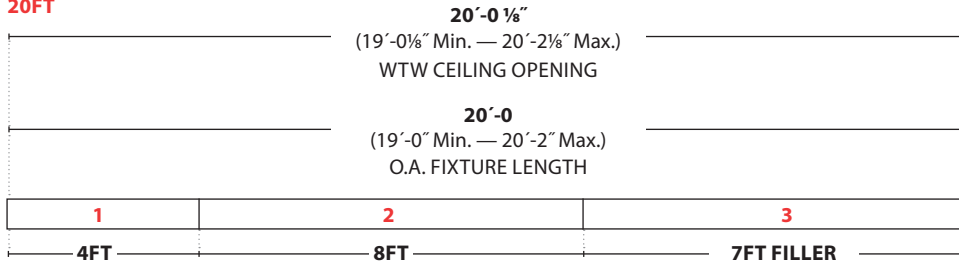
# BionicPro3 | Recessed Linear

## Wall-to-Wall — X3 (Hard Ceiling)

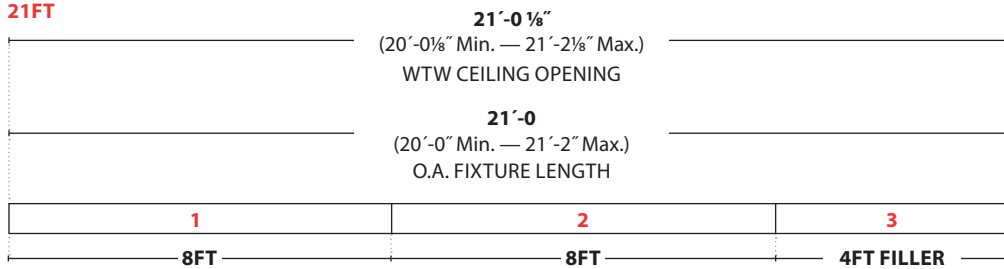
### ROW INSTRUCTIONS

#### BPRO3-REC-FLSH-WTW-X3-SC

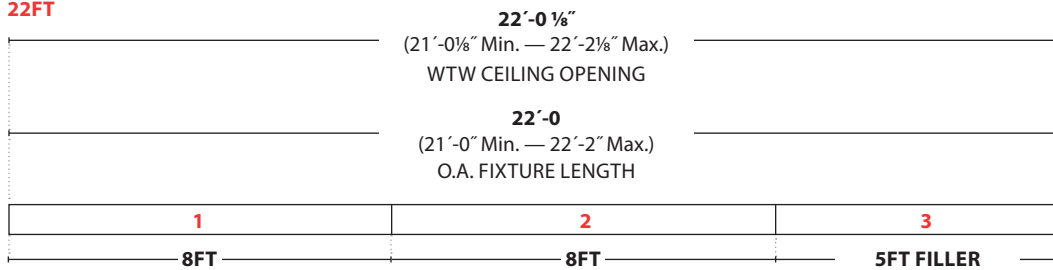
**20FT**



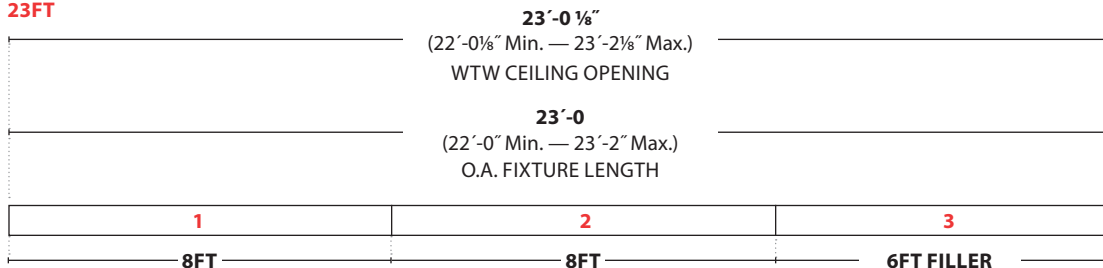
**21FT**



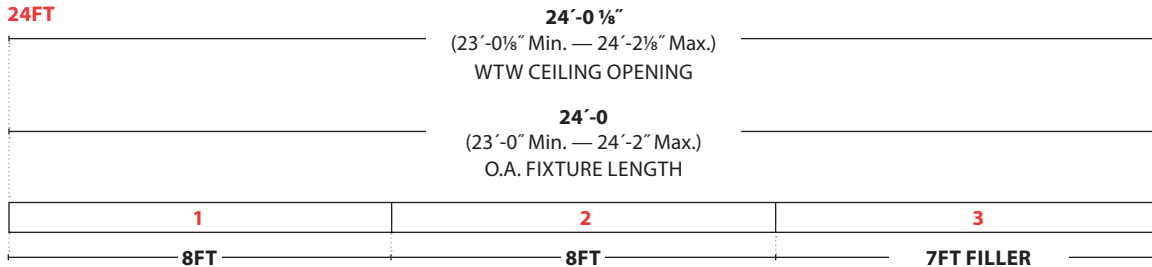
**22FT**



**23FT**



**24FT**



**WARNING:** Ground fixture in accordance with local and national electrical codes. Failure to do so may result in serious personal injury. Fixture Installations should ONLY be done by a qualified licensed electrical professional.

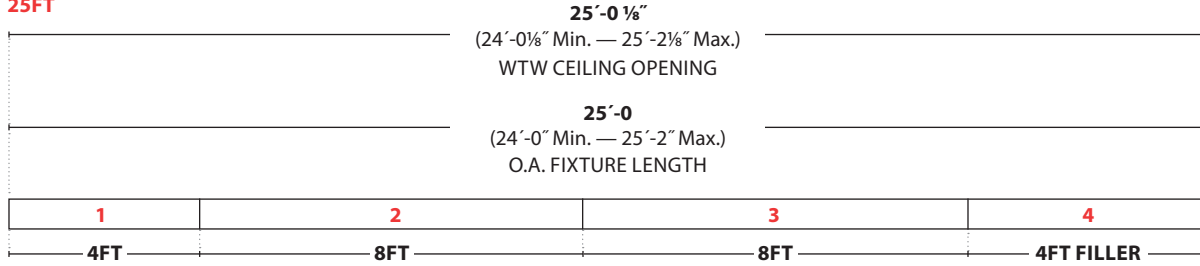
# BionicPro3 | Recessed Linear

## Wall-to-Wall — X3 (Hard Ceiling)

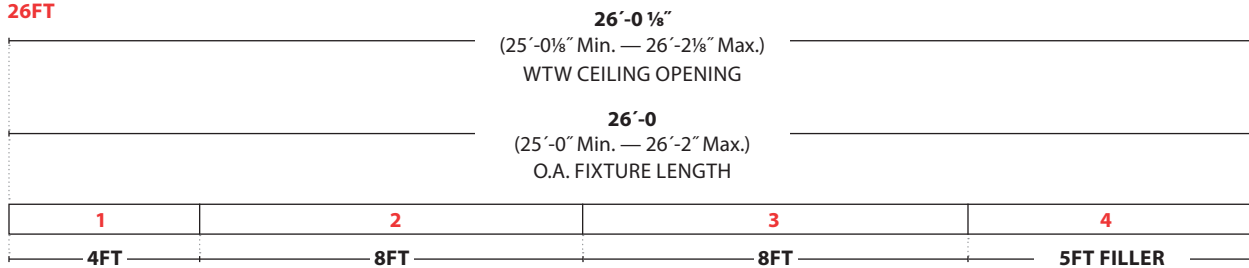
### ROW INSTRUCTIONS

### BPRO3-REC-FLSH-WTW-X3-SC

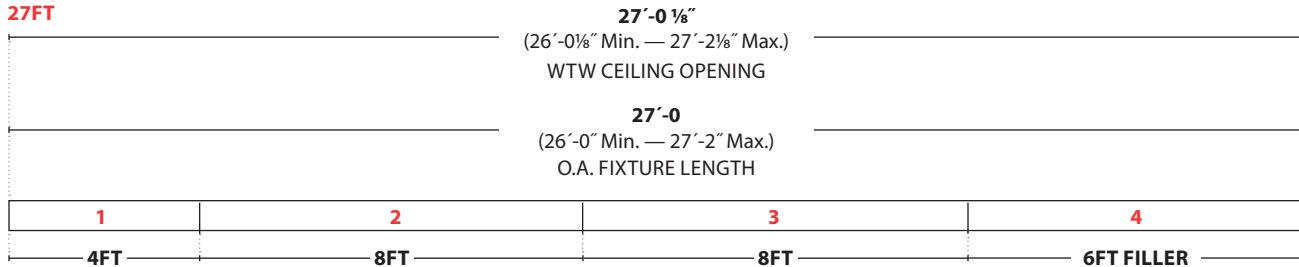
**25FT**



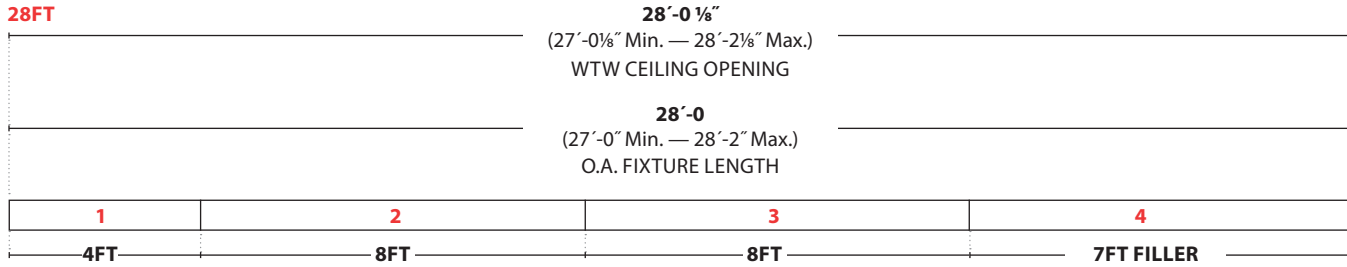
**26FT**



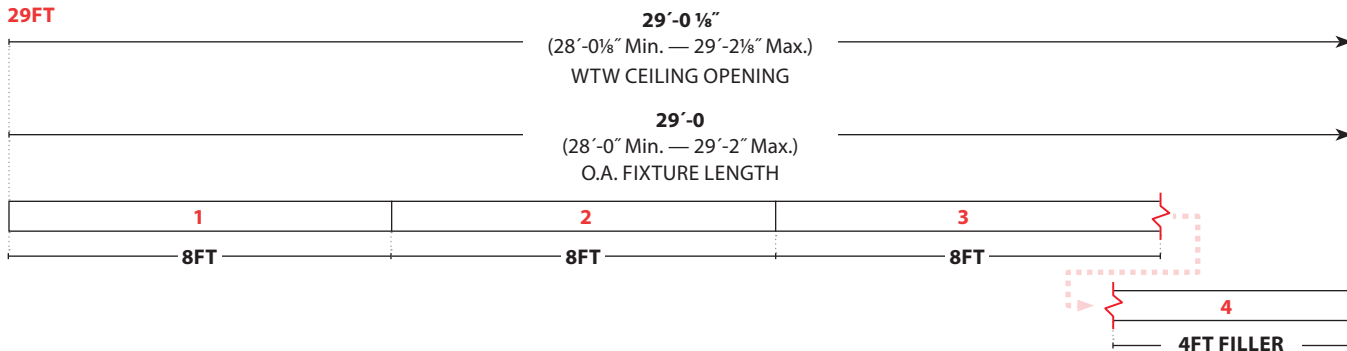
**27FT**



**28FT**



**29FT**



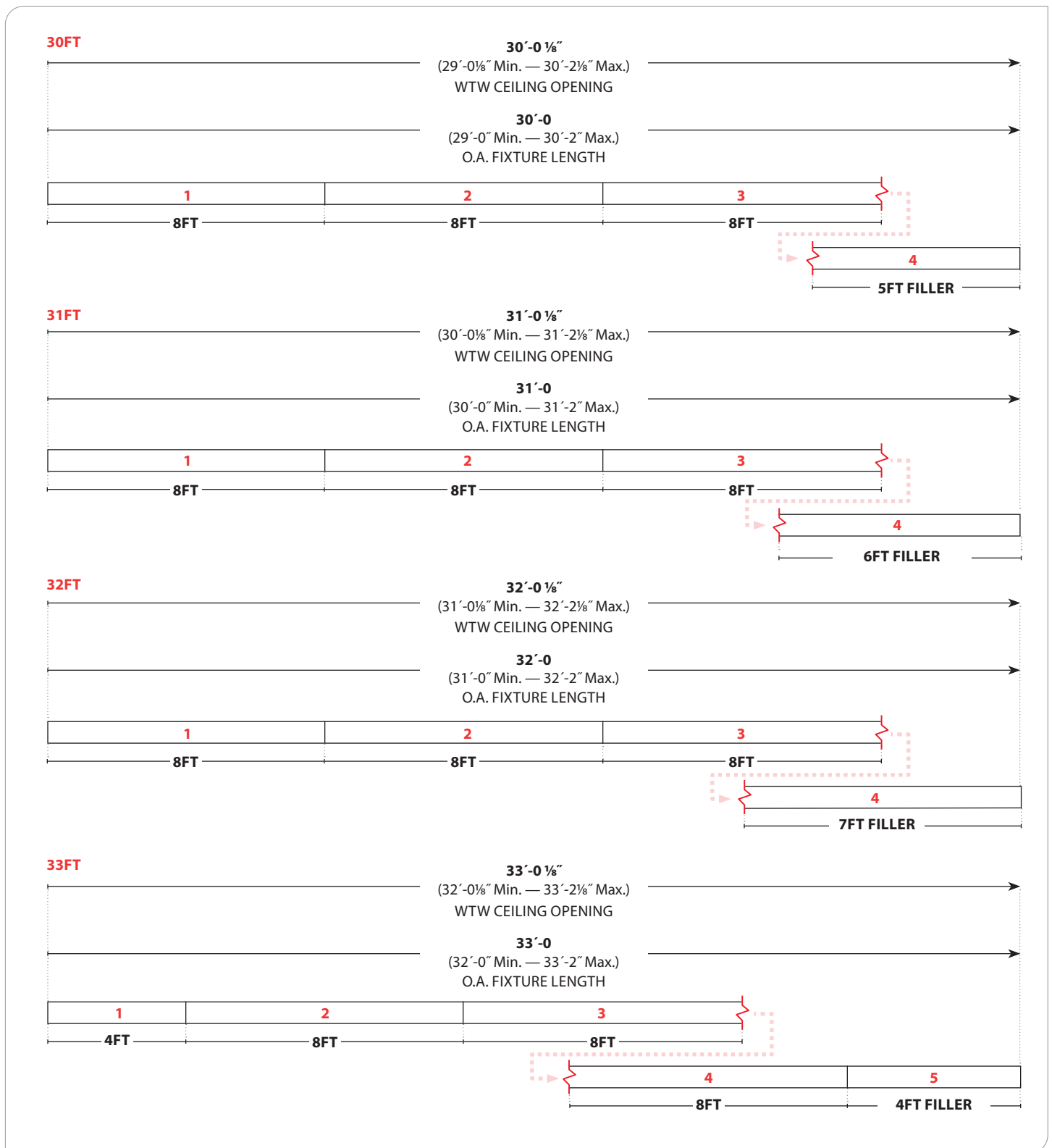
**WARNING:** Ground fixture in accordance with local and national electrical codes. Failure to do so may result in serious personal injury. Fixture Installations should ONLY be done by a qualified licensed electrical professional.

# BionicPro3 | Recessed Linear

## Wall-to-Wall — X3 (Hard Ceiling)

### ROW INSTRUCTIONS

BPR03-REC-FLSH-WTW-X3-SC



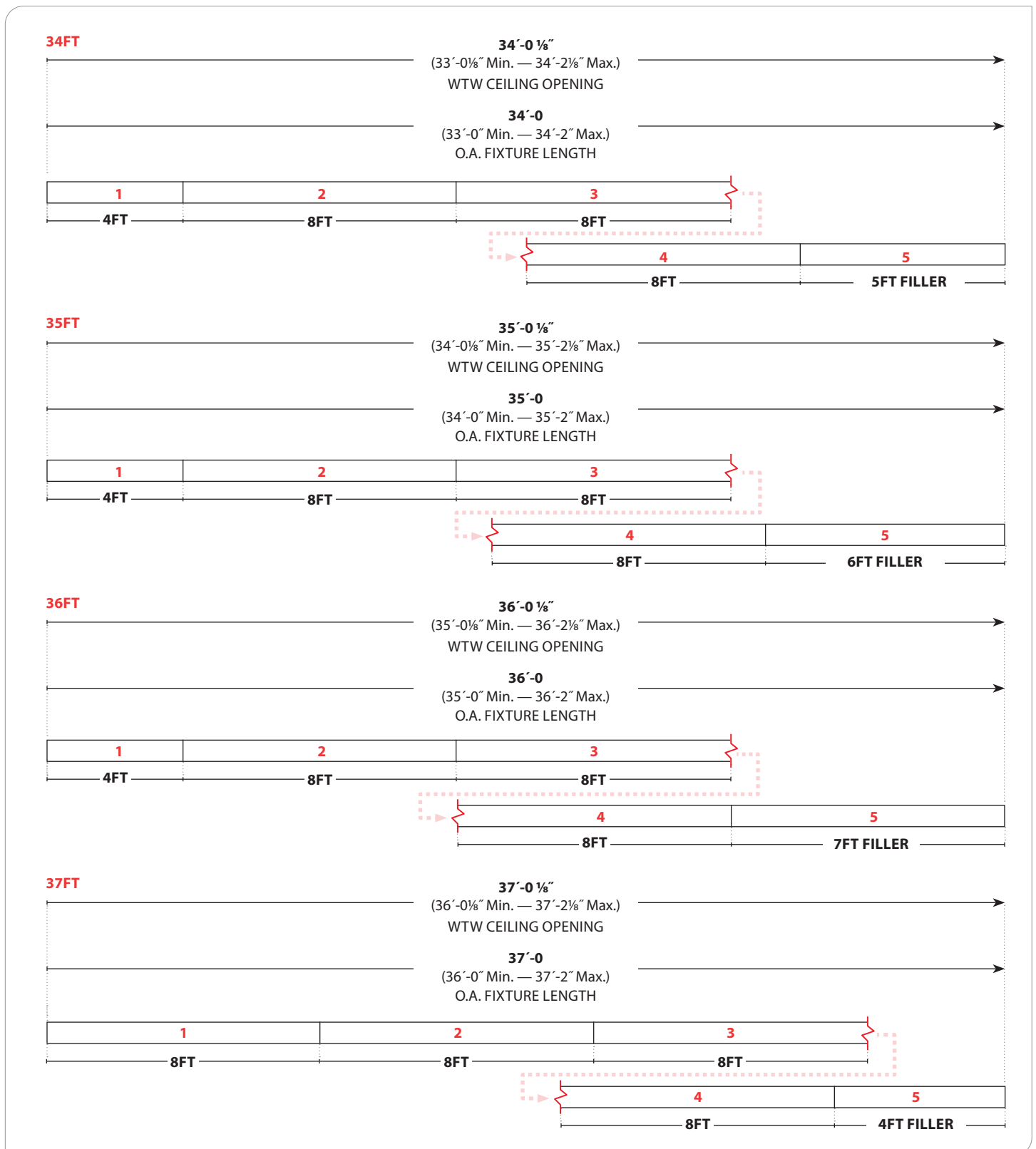
**WARNING:** Ground fixture in accordance with local and national electrical codes. Failure to do so may result in serious personal injury. Fixture Installations should ONLY be done by a qualified licensed electrical professional.

# BionicPro3 | Recessed Linear

## Wall-to-Wall — X3 (Hard Ceiling)

### ROW INSTRUCTIONS

BPRO3-REC-FLSH-WTW-X3-SC




**WARNING:** Ground fixture in accordance with local and national electrical codes. Failure to do so may result in serious personal injury. Fixture Installations should ONLY be done by a qualified licensed electrical professional.

# BionicPro3 | Recessed Linear

## Wall-to-Wall — X3 (Hard Ceiling)

### ROW INSTRUCTIONS

BPRO3-REC-FLSH-WTW-X3-SC




**WARNING:** Ground fixture in accordance with local and national electrical codes. Failure to do so may result in serious personal injury. Fixture Installations should ONLY be done by a qualified licensed electrical professional.

# BionicPro3 | Recessed Linear

## Wall-to-Wall — X3 (Hard Ceiling)

### ROW INSTRUCTIONS

BPR03-REC-FLSH-WTW-X3-SC



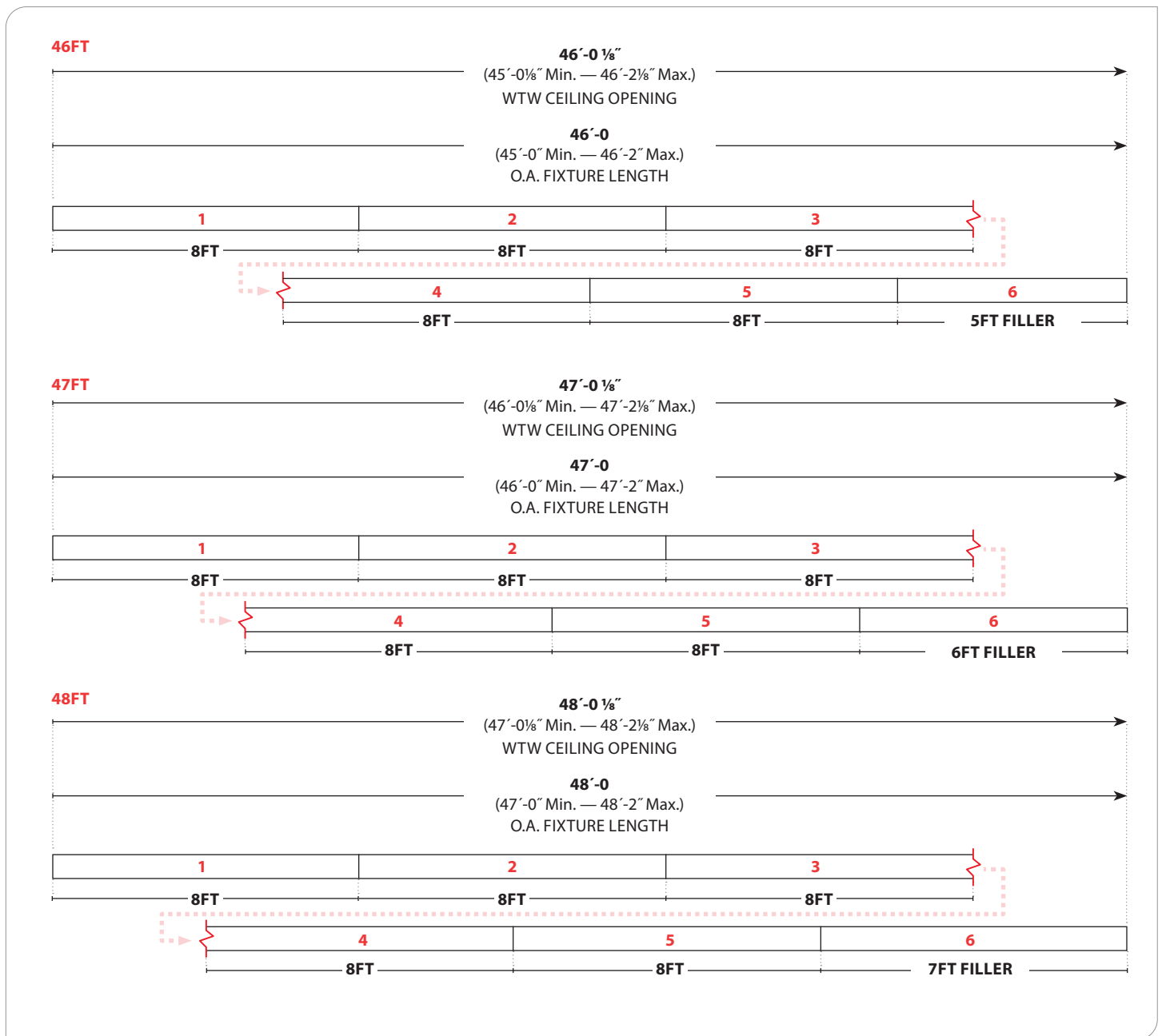
**WARNING:** Ground fixture in accordance with local and national electrical codes. Failure to do so may result in serious personal injury. Fixture installations should ONLY be done by a qualified licensed electrical professional.

# BionicPro3 | Recessed Linear

## Wall-to-Wall — X3 (Hard Ceiling)

### ROW INSTRUCTIONS

BPR03-REC-FLSH-WTW-X3-SC

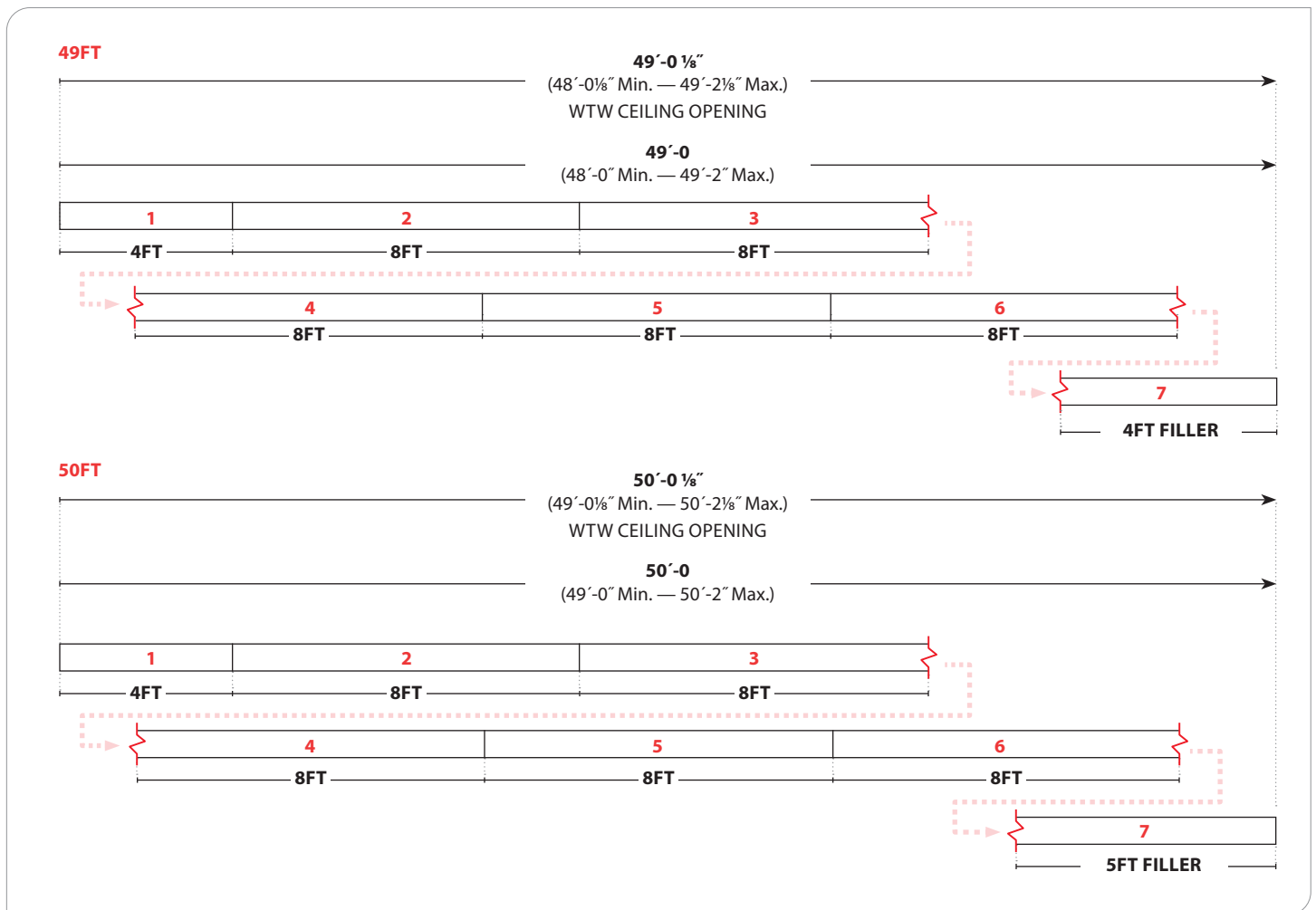


**WARNING:** Ground fixture in accordance with local and national electrical codes. Failure to do so may result in serious personal injury. Fixture Installations should ONLY be done by a qualified licensed electrical professional.

# BionicPro3 | Recessed Linear Wall-to-Wall — X3 (Hard Ceiling)

## ROW INSTRUCTIONS

BPR03-REC-FLSH-WTW-X3-SC



**WARNING:** Ground fixture in accordance with local and national electrical codes. Failure to do so may result in serious personal injury. Fixture Installations should ONLY be done by a qualified licensed electrical professional.