

# BionicPro3 | Perimeter Light Pocket — X1 (T-Bar)

## ROW INSTRUCTIONS

### BPR03-PER-FLSH-LP-X1-SC



PRUDENTIAL LTG.

PRULITE.COM 213.746.0360

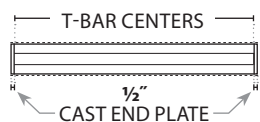
#### GENERAL SPECIFICATIONS

- **DRIVER:** UL recognized electronic drivers.  
DM01 = 0-10v 1% Dimming.  
ND = NON-DIMMING.  
**FIXTURE INPUT WATTS PER 4' SECTION =**  
LO = 15w, MO = 22w, SO = 31w, HO = 42w.
- **SC =** Single Circuit.
- **EMHE =** Emergency Battery Pack (CA Title 20 compliant)
- **IC RATING:** Fixtures are IC Rated unless Insulation Detector is factory-installed. (Insulation Detector requires 120 or 277 voltage).
- **LABELS:** ETL LED luminaires (conforms to UL 1598).
- **FINISH (POWDER COAT):**  
TMW = Textured Matte White. YGW = Gloss White.  
YSL = Silver (Metallic). YBK = Black (Matte).
- **LED BOARDS:** LED27 = 2700K, LED3 = 3000K, LED35 = 3500K, LED4 = 4000K, LED5 = 5000K (-90 = 90CRI).
- **REFLECTORS:** Die-formed #24 GA. White Optics M16.
- **LENS:** Composite polymer.  
SAL = Satin Acrylic, MGZ = Medium Wall Graze,  
PFL = Perimeter Fill.
- **HOUSING:** Die-formed #20 GA. cold rolled steel.
- **CIRCUIT ASSEMBLY:** Prudential Ltg. reserves the right to change Circuit Assemblies from #16 gauge to #12 gauge, as needed.

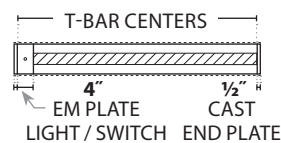
#### NOTES

- Seamless composite lens is shipped rolled in bulk for rows over 8', contractor to cut to size and install. For row 8' and under, lens is cut and installed in house.
- All dimensions shown include (2) 1/2" thick finish plates.
- Individual fixtures not intended for continuous row mounting.
- Symbol indicates emergency fixture location.
- Submittal drawings are used for review purposes only. (Go to prulite.com for installation instructions).

#### END PLATE DIMENSIONS —



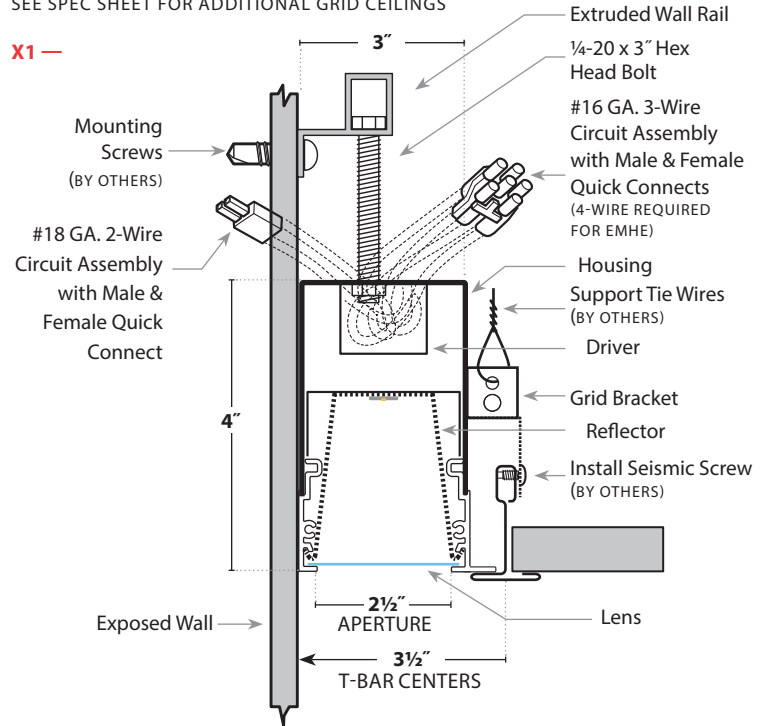
#### EMHE ACCESSORY PLATE —



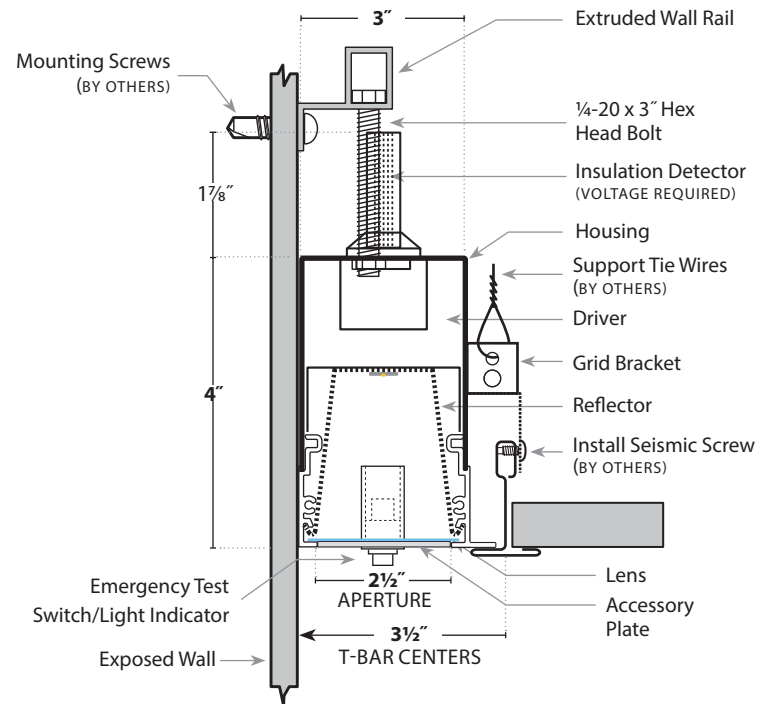
#### CROSS SECTIONS

SEE SPEC SHEET FOR ADDITIONAL GRID CEILINGS

#### X1 —



#### INSULATION DETECTOR / EMHE —



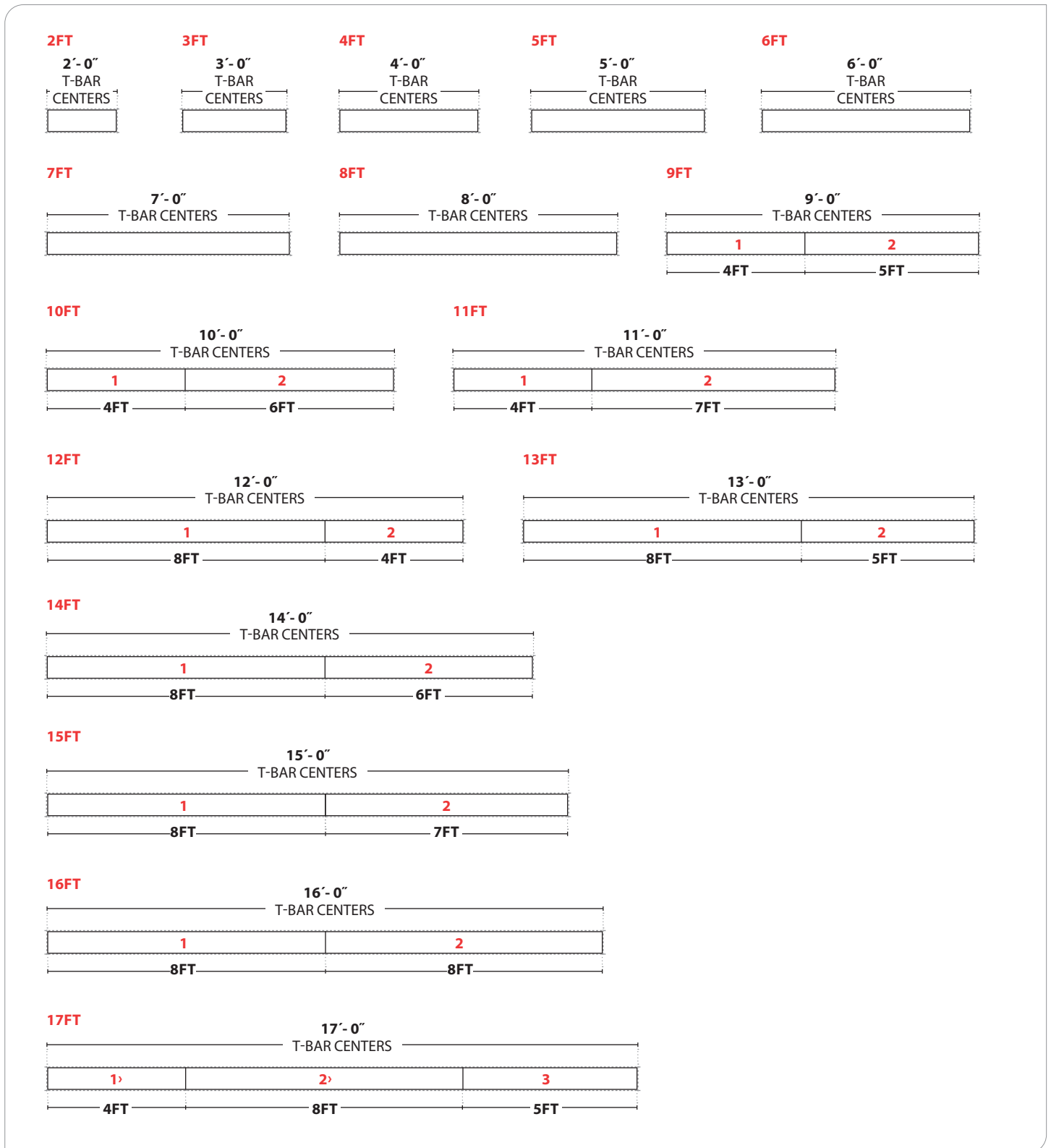
**WARNING:** Ground fixture in accordance with local and national electrical codes. Failure to do so may result in serious personal injury. Fixture Installations should ONLY be done by a qualified licensed electrical professional.

# BionicPro3 | Perimeter

## Light Pocket — X1 (T-Bar)

### ROW INSTRUCTIONS

BPR03-PER-FLSH-LP-X1-SC

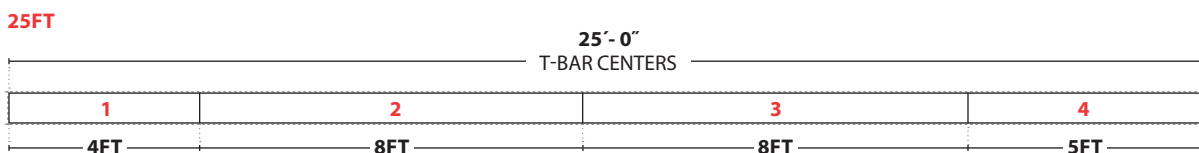
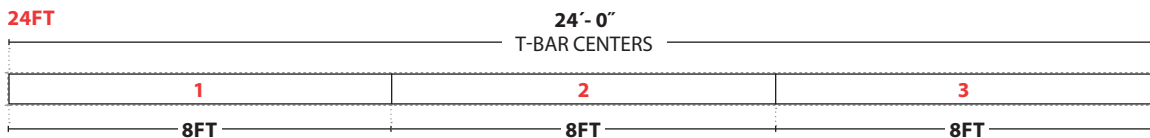
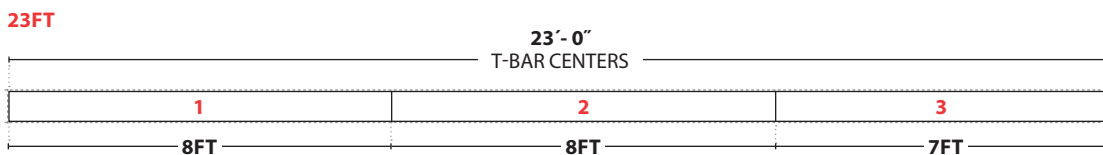
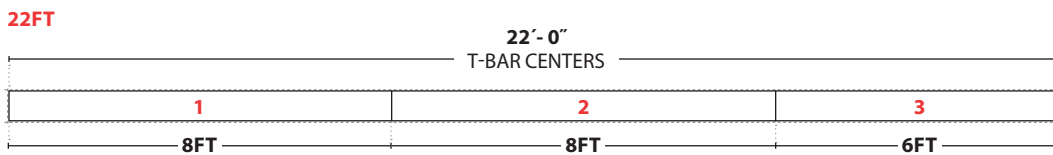
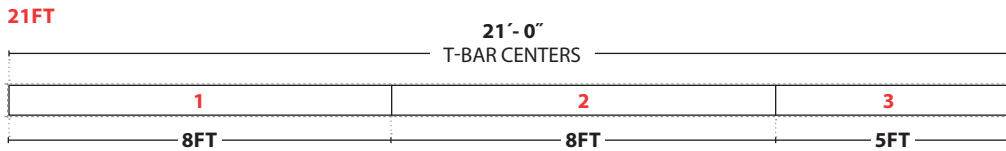
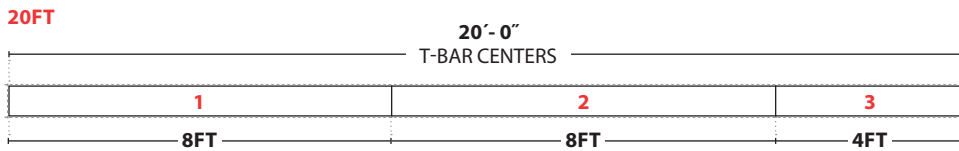
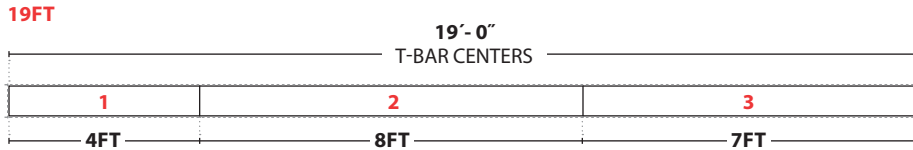
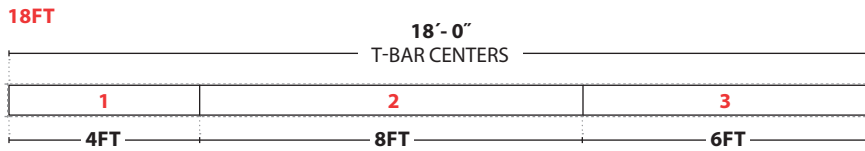


**WARNING:** Ground fixture in accordance with local and national electrical codes. Failure to do so may result in serious personal injury. Fixture Installations should ONLY be done by a qualified licensed electrical professional.

# BionicPro3 | Perimeter Light Pocket — X1 (T-Bar)

## ROW INSTRUCTIONS

BPR03-PER-FLSH-LP-X1-SC



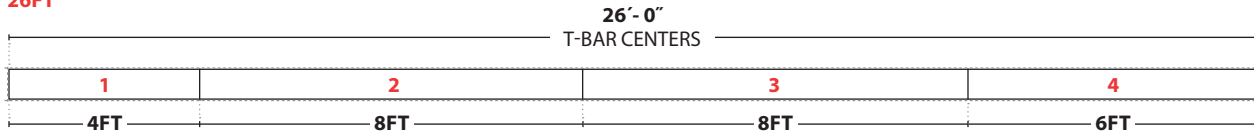
**WARNING:** Ground fixture in accordance with local and national electrical codes. Failure to do so may result in serious personal injury. Fixture Installations should ONLY be done by a qualified licensed electrical professional.

# BionicPro3 | Perimeter Light Pocket — X1 (T-Bar)

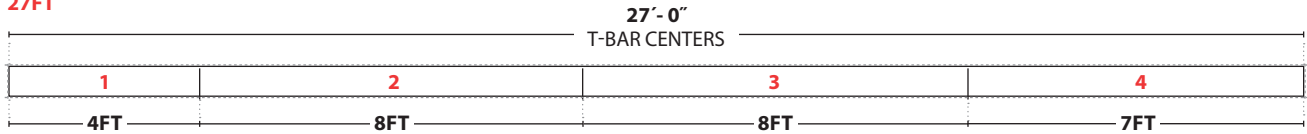
## ROW INSTRUCTIONS

BPR03-PER-FLSH-LP-X1-SC

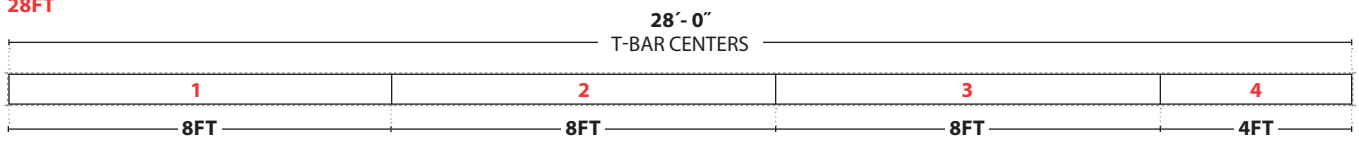
26FT



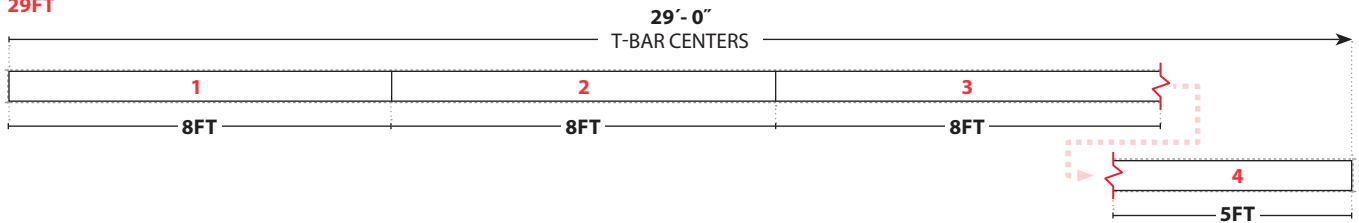
27FT



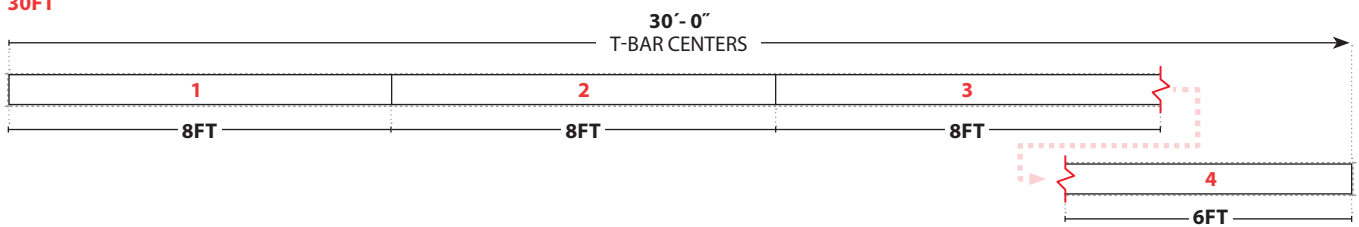
28FT



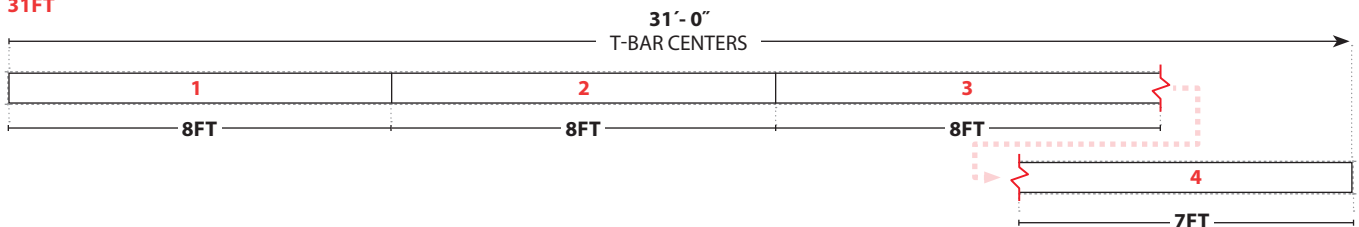
29FT



30FT



31FT




**WARNING:** Ground fixture in accordance with local and national electrical codes. Failure to do so may result in serious personal injury. Fixture Installations should ONLY be done by a qualified licensed electrical professional.

# BionicPro3 | Perimeter Light Pocket — X1 (T-Bar)

## ROW INSTRUCTIONS

BPR03-PER-FLSH-LP-X1-SC




**WARNING:** Ground fixture in accordance with local and national electrical codes. Failure to do so may result in serious personal injury. Fixture Installations should ONLY be done by a qualified licensed electrical professional.

# BionicPro3 | Perimeter Light Pocket — X1 (T-Bar)

## ROW INSTRUCTIONS

BPR03-PER-FLSH-LP-X1-SC




**WARNING:** Ground fixture in accordance with local and national electrical codes. Failure to do so may result in serious personal injury. Fixture Installations should ONLY be done by a qualified licensed electrical professional.

# BionicPro3 | Perimeter Light Pocket — X1 (T-Bar)

## ROW INSTRUCTIONS

BPR03-PER-FLSH-LP-X1-SC

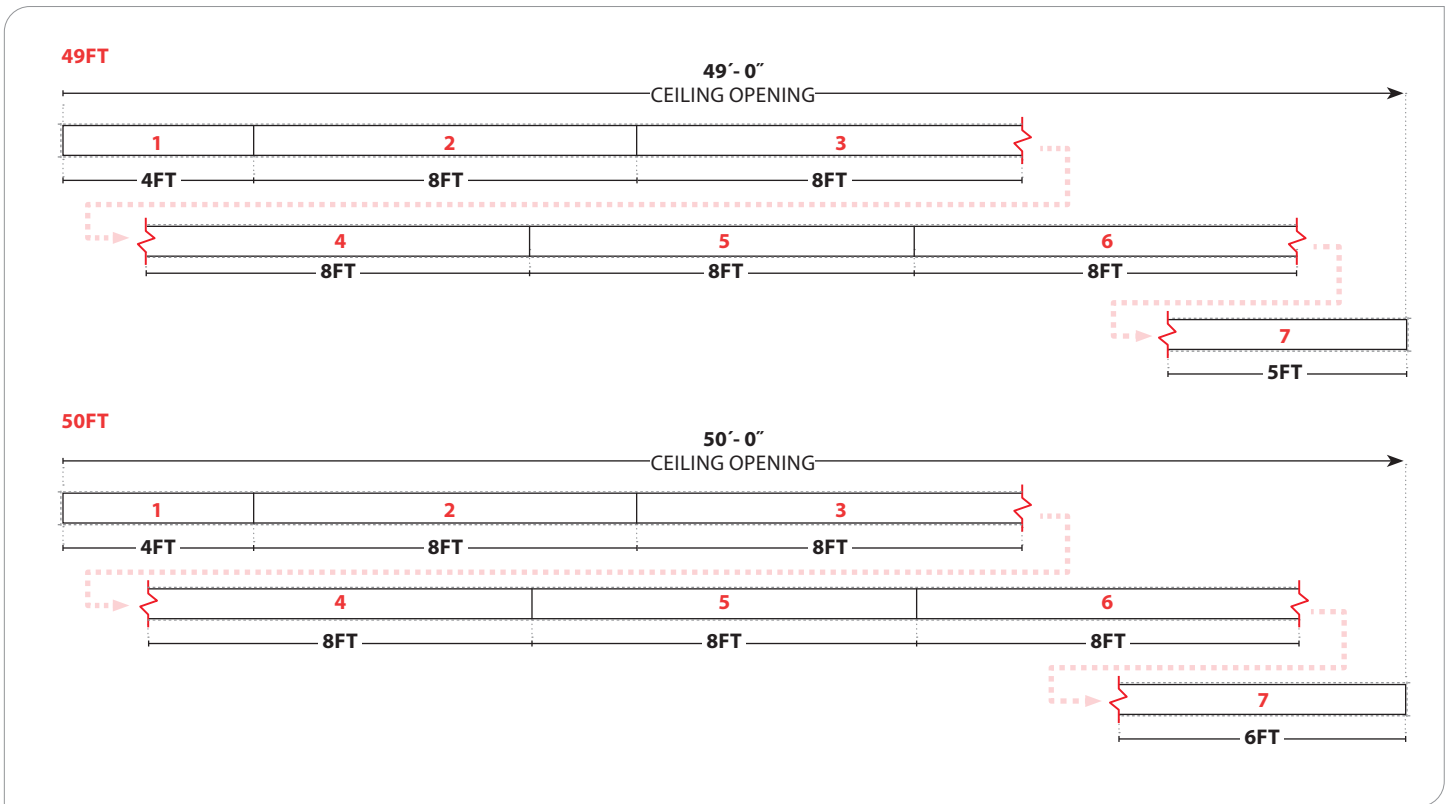


**WARNING:** Ground fixture in accordance with local and national electrical codes. Failure to do so may result in serious personal injury. Fixture Installations should ONLY be done by a qualified licensed electrical professional.

# BionicPro3 | Perimeter Light Pocket — X1 (T-Bar)

## ROW INSTRUCTIONS

BPR03-PER-FLSH-LP-X1-SC



**WARNING:** Ground fixture in accordance with local and national electrical codes. Failure to do so may result in serious personal injury. Fixture Installations should ONLY be done by a qualified licensed electrical professional.