

# QS\_BionicPro2™ | Recessed Linear

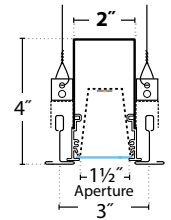


PRUDENTIAL LTG.

PRULITE.COM 213.746.0360



**FLSH**



UPTO 107 LPW

SMART SPECS

FLSH:		LO	MO	SO	HO
<b>SAL</b>	Lm/Ft	415	575	790	1000
<b>BTW</b>	Lm/Ft	410	610	845	1060
	W/Ft	3.8	5.6	7.8	10.5

LUMEN CHART AT 3500K-80 CRI



Lumen output may vary +/- 5%  
 Light Loss Factor (LLF) for CCTs other than 3500K:  
 4000K +2%, 3000K -5%, 2700K -20%  
 90 CRI -15% (3K, 3500K, 4K & 5K)

SERIES	LENS POS.	LED COLOR	OUTPUT	NOMINAL LENGTH	TRIM COLOR	DISTRIBUTION	MOUNTING	CIRCUITING	VOLTAGE	CEILING SYSTEMS	DRIVERS	OPTIONS
QS_BPRO2-REC	FLSH							SC				
QUICKSHIP BionicPro 2" Slot	FLSH Flush Lens	LED27 2700K (90CRI) LED3 3000K LED35 3500K LED4 4000K LED3-90 3000K (90CRI) LED35-90 3500K (90CRI) LED4-90 4000K (90CRI) LED5-90 5000K (90CRI)	LO Low MO Medium SO Standard HO High	2' 3' 4' 5' 6' 7' 8' R (Row Length, 1/8" increments)	TMW Textured Matte White (Standard) YGW Gloss White YSL Silver (Metallic) YBK Black (Matte)	SAL Satin Lens BTW Batwing	LP Light Pocket WTW Wall to Wall	SC Single Circuit	120 277	X1 T-Bar 1 5/16" X1M T-Bar 3/16" X1T 1 5/16" T-Bar Tegular X2 Dimensional T-Bar Armstrong Interlude®, Tegular X3 Hard Ceiling (Flange Trim) X6 Slot Grid, Tegular X7 Mud-Over Flange	ND Non-Dimming DM01 0-10v, 1% Dimming (Standard)	EMHE Emergency Battery (800 Delivered lumens, CA Title 20 compliant, 2" + 3": Non-IC rated, NA with UNV voltage, Adds 1 1/2" height) OMB Overhead Mounting Bracket (X3 & X7 optional installation — 2x per fixture)



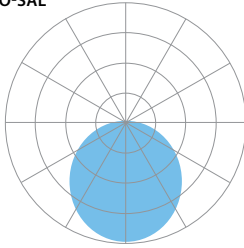
## FLSH:

### SATIN LENS (SAL)

#### MEDIUM OUTPUT:

#### BPRO2-REC-FLSH-LED35-MO-SAL

2300 Delivered Lumens  
23 Watts  
101 lm/w  
3500 CCT  
1.18 Spacing Criteria



#### Zonal Lumen Summary:

0-90 = 100%

850

Vertical Angle	0°	25°	45°	65°	90°
0°	850	850	850	850	850
5°	841	842	840	846	852
15°	795	797	798	808	817
25°	715	718	723	739	750
35°	616	618	625	644	657
45°	504	504	513	531	547
55°	382	384	392	407	424
65°	257	259	267	281	295
75°	134	135	143	155	168
85°	21	23	28	38	48
90°	0	0	0	0	0

### LUMEN MAINTENANCE

**L70** — 200,000+ Hours

**L90** — 100,000+ Hours (LO, MO & SO)

**L90** — 60,000+ Hours (HO)

**LED SYSTEM** LED modules and drivers are field replaceable.

**LABELS** ETL damp labeled and I.B.E.W. manufactured.

**ELECTRICAL** Must specify LED dimming controls. LED fixtures have constant current driver(s) with less than 20% THD when loaded to a minimum of 60%. Drivers sink a maximum of 6mA per driver. DM01 LED drivers are 0-10V dimmable and are compatible with most 0-10V wall slide dimmers and direct 0-10V analog signal dimmers. Max driver size 1.65" w x 1.25" h.

### CONSTRUCTION

**Housing** Extruded aluminum trim and side wall >25% PC recycled, 100% recyclable.

20-gauge steel top housing >20% PC recycled, 100% recyclable.

Die-Cast endcaps (LP)

**Lens** Seamless lens up to 200'. Consult factory for longer lengths. Polymer, 100% recyclable.

**Weight** 4 lbs./ ft.

**MOUNTING** Recessed into drywall or t-bar ceilings or walls.

**WARRANTY** Single-source, 5 year limited warranty covers standard components and construction.

### BATWING (BTW)

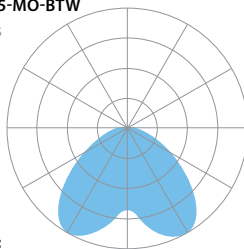
## UGR17

WELL Building Standard

#### MEDIUM OUTPUT:

#### BPRO2-REC-FLSH-LED35-MO-BTW

2445 Delivered Lumens  
23 Watts  
107 lm/w  
3500 CCT  
1.82 Spacing Criteria



#### Zonal Lumen Summary:

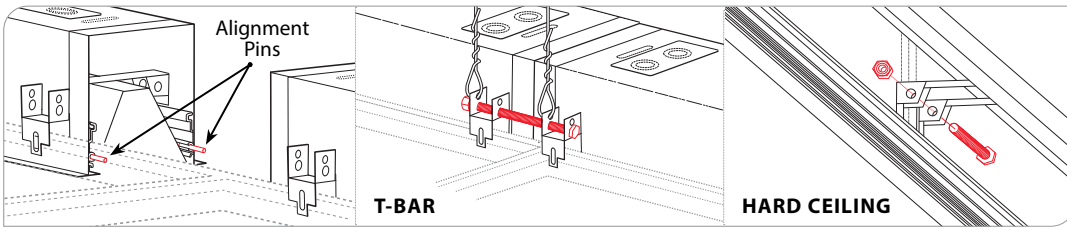
0-90 = 100%

601

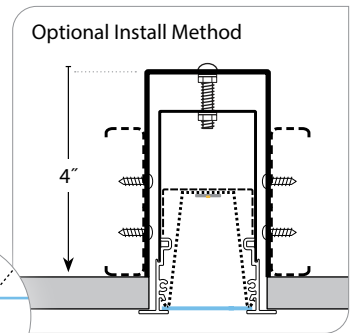
Vertical Angle	0°	25°	45°	65°	90°
0°	601	601	601	601	601
5°	651	644	622	606	598
15°	894	856	743	615	552
25°	1019	987	843	604	478
35°	568	708	993	1053	1030
45°	676	702	707	467	328
55°	466	487	514	355	266
65°	287	300	320	244	204
75°	141	148	160	141	133
85°	27	28	36	42	47
90°	0	0	0	0	0



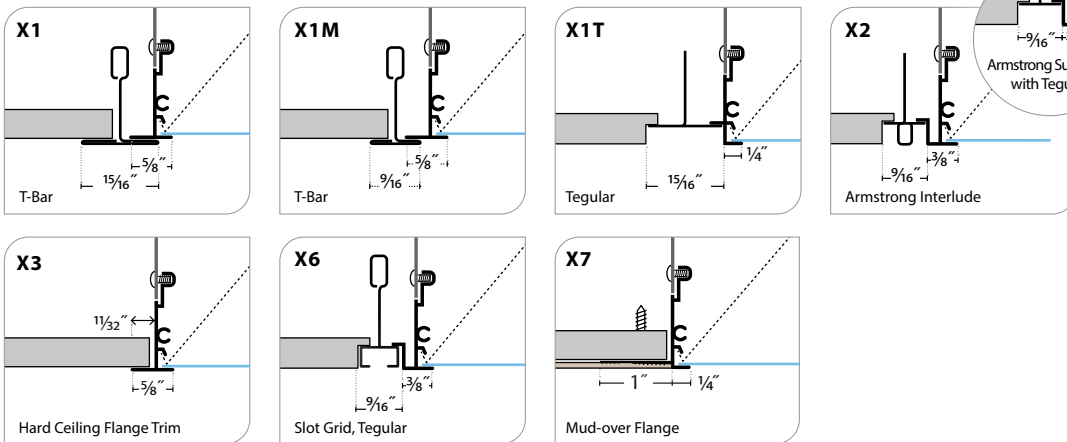
ADJOINING DETAILS



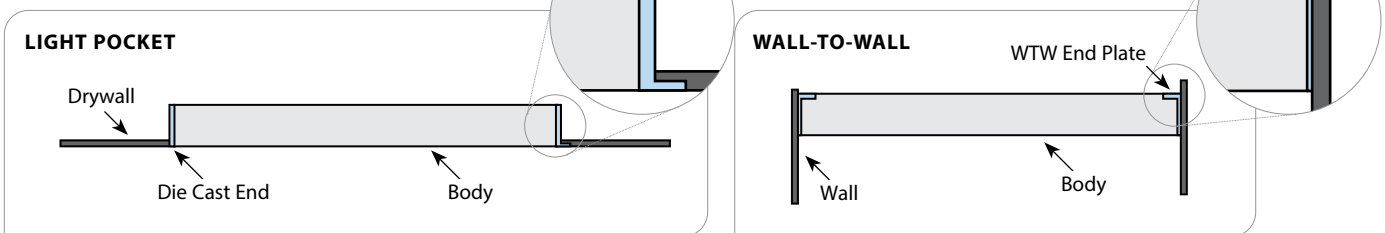
OVERHEAD MOUNTING BRACKET



CEILING SYSTEMS



MOUNTING



**NOTE:** LP odd length fixtures require a field-trimmed Filler fixture.

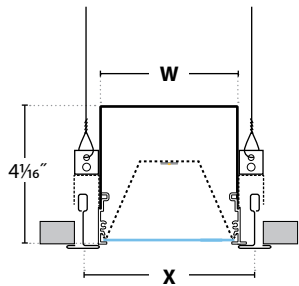


**GRID TO GRID (T-BAR):**

APERTURE	BPRO2	BPRO3	BPRO4	BPRO5
W = FIXTURE WIDTH	2"	3"	4"	5"
X = GRID TO GRID SPACING	3"	4"	5"	6"

T-BAR — X1, X1M, X1T, X2, X6

**FLSH:**

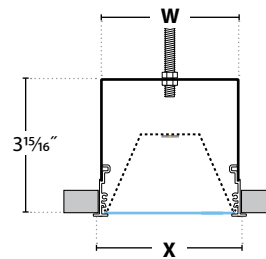


**HARD CEILING OPENING:**

APERTURE	BPRO2	BPRO3	BPRO4	BPRO5
W = FIXTURE WIDTH	2"	3"	4"	5"
X = CEILING OPENING (FLUSH)	2 1/4"	3 1/4"	4 1/4"	5 1/4"
FIXTURE ROUGH IN LENGTH =	Fixture Length + 1 5/16"			

HARD CEILING — X3, X7

**FLSH:**

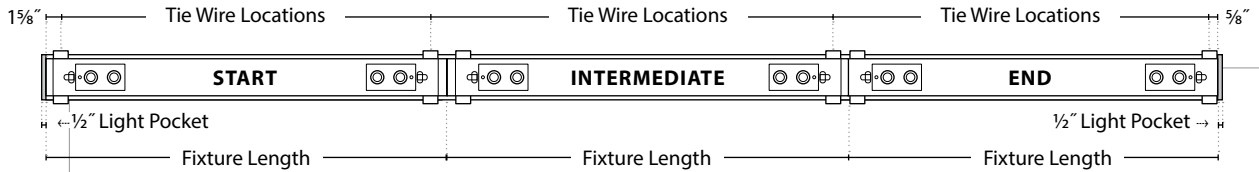




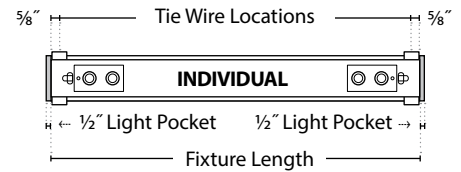
MOUNTING LOCATIONS

T-BAR — X1, X1M, X1T, X2

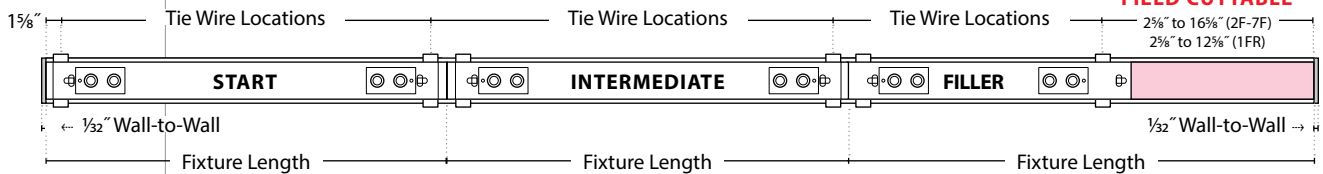
**LIGHT POCKET (LP):**



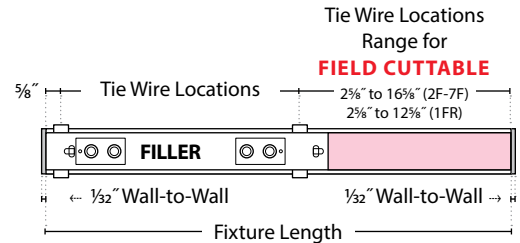
	FIXTURE LENGTHS		TIE WIRE LOCATIONS		
	Start / Intermediate	End / Individual	Start / Individual	Intermediate	End
2'	24"	22"	20 3/4"	24"	23"
3'	36"	34"	32 3/4"	36"	35"
4'	48"	46"	44 3/4"	48"	47"
5'	60"	58"	56 3/4"	60"	59"
6'	72"	70"	68 3/4"	72"	71"
7'	84"	82"	80 3/4"	84"	83"
8'	96"	94"	92 3/4"	96"	95"



**WALL-TO-WALL (WTW):**

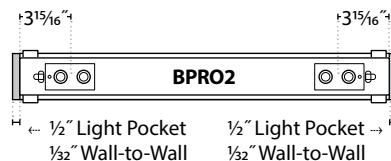


	FIXTURE LENGTH	TIE WIRE LOCATIONS	
		Start	Intermediate
—	—	—	—
2'	24"	20 3/4"	24"
3'	36"	32 3/4"	36"
4'	48"	44 3/4"	48"
5'	60"	56 3/4"	60"
6'	72"	68 3/4"	72"
7'	84"	80 3/4"	84"
8'	96"	92 3/4"	96"



	FIXTURE LENGTH	TIE WIRE LOCATIONS	
		Filler	Filler Individual
1FR	16" - 26"	15"	12 3/4"
2F	24" - 38"	23"	20 3/4"
3F	36" - 50"	35"	32 3/4"
4F	48" - 62"	47"	44 3/4"
5F	60" - 74"	59"	56 3/4"
6F	72" - 86"	71"	68 3/4"
7F	84" - 98"	83"	80 3/4"
—	—	—	—

**POWER FEED LOCATIONS:**

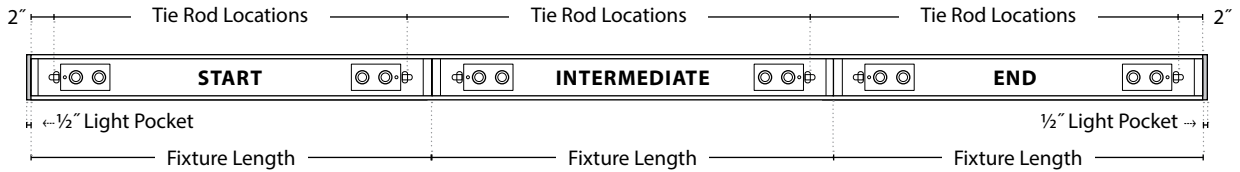




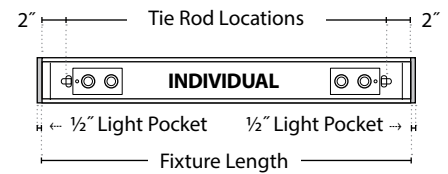
MOUNTING LOCATIONS

**HARD CEILING — X3, X7**

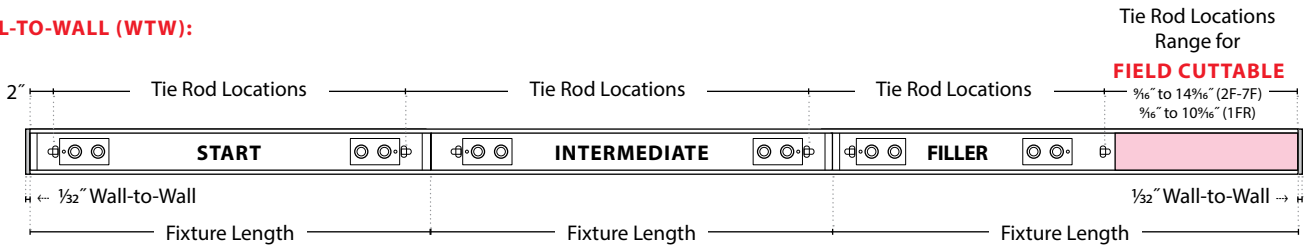
**LIGHT POCKET (LP):**



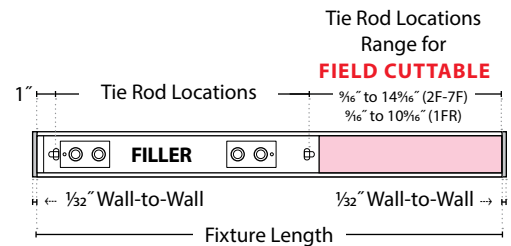
	FIXTURE LENGTHS		TIE ROD LOCATIONS		
	Start / Intermediate	End / Individual	Start / Individual	Intermediate	End
2'	24"	24"	20"	24"	24"
3'	36"	36"	32"	36"	36"
4'	48"	48"	44"	48"	48"
5'	60"	60"	56"	60"	60"
6'	72"	72"	68"	72"	72"
7'	84"	84"	80"	84"	84"
8'	96"	96"	92"	96"	96"



**WALL-TO-WALL (WTW):**

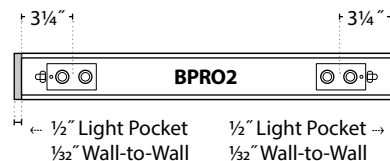


	FIXTURE LENGTH	TIE ROD LOCATIONS	
		Start	Intermediate
—	—	—	—
2'	24"	20"	24"
3'	36"	32"	36"
4'	48"	44"	48"
5'	60"	56"	60"
6'	72"	68"	72"
7'	84"	80"	84"
8'	96"	92"	96"



	FIXTURE LENGTH	TIE ROD LOCATIONS	
		Filler	Filler Individual
1FR	16" - 26"	17 <sup>1</sup> / <sub>16</sub> "	14 <sup>7</sup> / <sub>16</sub> "
2F	24" - 38"	25 <sup>7</sup> / <sub>16</sub> "	22 <sup>7</sup> / <sub>16</sub> "
3F	36" - 50"	37 <sup>1</sup> / <sub>16</sub> "	34 <sup>7</sup> / <sub>16</sub> "
4F	48" - 62"	49 <sup>7</sup> / <sub>16</sub> "	46 <sup>7</sup> / <sub>16</sub> "
5F	60" - 74"	61 <sup>7</sup> / <sub>16</sub> "	58 <sup>7</sup> / <sub>16</sub> "
6F	72" - 86"	73 <sup>7</sup> / <sub>16</sub> "	70 <sup>7</sup> / <sub>16</sub> "
7F	84" - 98"	85 <sup>7</sup> / <sub>16</sub> "	82 <sup>7</sup> / <sub>16</sub> "
—	—	—	—

**POWER FEED LOCATIONS:**





**ROW BUILDER**

**LIGHT POCKET (LP):**

ROW LENGTH	FIXTURE ROW
9'	4FT STR + 5FT END
10'	4FT STR + 6FT END
11'	4FT STR + 7FT END
12'	8FT STR + 4FT END
13'	8FT STR + 5FT END
14'	8FT STR + 6FT END
15'	8FT STR + 7FT END
16'	8FT STR + 8FT END
17'	4FT STR + (1) 8FT INT + 5FT END
18'	4FT STR + (1) 8FT INT + 6FT END
19'	4FT STR + (1) 8FT INT + 7FT END
20'	8FT STR + (1) 8FT INT + 4FT END
21'	8FT STR + (1) 8FT INT + 5FT END
22'	8FT STR + (1) 8FT INT + 6FT END
23'	8FT STR + (1) 8FT INT + 7FT END
24'	8FT STR + (1) 8FT INT + 8FT END
25'	4FT STR + (2) 8FT INT + 5FT END
26'	4FT STR + (2) 8FT INT + 6FT END
27'	4FT STR + (2) 8FT INT + 7FT END
28'	8FT STR + (2) 8FT INT + 4FT END
29'	8FT STR + (2) 8FT INT + 5FT END
30'	8FT STR + (2) 8FT INT + 6FT END
31'	8FT STR + (2) 8FT INT + 7FT END
32'	8FT STR + (2) 8FT INT + 8FT END
33'	4FT STR + (3) 8FT INT + 5FT END
34'	4FT STR + (3) 8FT INT + 6FT END
35'	4FT STR + (3) 8FT INT + 7FT END
36'	8FT STR + (3) 8FT INT + 4FT END
37'	8FT STR + (3) 8FT INT + 5FT END
38'	8FT STR + (3) 8FT INT + 6FT END
39'	8FT STR + (3) 8FT INT + 7FT END
40'	8FT STR + (3) 8FT INT + 8FT END
41'	4FT STR + (4) 8FT INT + 5FT END
42'	4FT STR + (4) 8FT INT + 6FT END
43'	4FT STR + (4) 8FT INT + 7FT END
44'	8FT STR + (4) 8FT INT + 4FT END
45'	8FT STR + (4) 8FT INT + 5FT END
46'	8FT STR + (4) 8FT INT + 6FT END
47'	8FT STR + (4) 8FT INT + 7FT END
48'	8FT STR + (4) 8FT INT + 8FT END
49'	4FT STR + (5) 8FT INT + 5FT END
50'	4FT STR + (5) 8FT INT + 6FT END

**WALL-TO-WALL (WTW):**

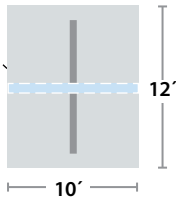
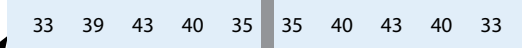
ROW LENGTH	FIXTURE ROW	MINIMUM FILLER LENGTH	MAXIMUM FILLER LENGTH
9'	4FT STR + 4FT FILLER	8' - 0" (96")	9' - 2" (110")
10'	4FT STR + 5FT FILLER	9' - 0" (108")	10' - 2" (122")
11'	4FT STR + 6FT FILLER	10' - 0" (120")	11' - 2" (134")
12'	4FT STR + 7FT FILLER	11' - 0" (132")	12' - 2" (146")
13'	8FT STR + 4FT FILLER	12' - 0" (144")	13' - 2" (158")
14'	8FT STR + 5FT FILLER	13' - 0" (156")	14' - 2" (170")
15'	8FT STR + 6FT FILLER	14' - 0" (168")	15' - 2" (182")
16'	8FT STR + 7FT FILLER	15' - 0" (180")	16' - 2" (194")
17'	4FT STR + (1) 8FT INT + 4FT FILLER	16' - 0" (192")	17' - 2" (206")
18'	4FT STR + (1) 8FT INT + 5FT FILLER	17' - 0" (204")	18' - 2" (218")
19'	4FT STR + (1) 8FT INT + 6FT FILLER	18' - 0" (216")	19' - 2" (230")
20'	4FT STR + (1) 8FT INT + 7FT FILLER	19' - 0" (228")	20' - 2" (242")
21'	8FT STR + (1) 8FT INT + 4FT FILLER	20' - 0" (240")	21' - 2" (254")
22'	8FT STR + (1) 8FT INT + 5FT FILLER	21' - 0" (252")	22' - 2" (266")
23'	8FT STR + (1) 8FT INT + 6FT FILLER	22' - 0" (264")	23' - 2" (278")
24'	8FT STR + (1) 8FT INT + 7FT FILLER	23' - 0" (276")	24' - 2" (290")
25'	4FT STR + (2) 8FT INT + 4FT FILLER	24' - 0" (288")	25' - 2" (302")
26'	4FT STR + (2) 8FT INT + 5FT FILLER	25' - 0" (300")	26' - 2" (314")
27'	4FT STR + (2) 8FT INT + 6FT FILLER	26' - 0" (312")	27' - 2" (326")
28'	4FT STR + (2) 8FT INT + 7FT FILLER	27' - 0" (324")	28' - 2" (338")
29'	8FT STR + (2) 8FT INT + 4FT FILLER	28' - 0" (336")	29' - 2" (350")
30'	8FT STR + (2) 8FT INT + 5FT FILLER	29' - 0" (348")	30' - 2" (362")
31'	8FT STR + (2) 8FT INT + 6FT FILLER	30' - 0" (360")	31' - 2" (374")
32'	8FT STR + (2) 8FT INT + 7FT FILLER	31' - 0" (372")	32' - 2" (386")
33'	4FT STR + (3) 8FT INT + 4FT FILLER	32' - 0" (384")	33' - 2" (398")
34'	4FT STR + (3) 8FT INT + 5FT FILLER	33' - 0" (396")	34' - 2" (410")
35'	4FT STR + (3) 8FT INT + 6FT FILLER	34' - 0" (408")	35' - 2" (422")
36'	4FT STR + (3) 8FT INT + 7FT FILLER	35' - 0" (420")	36' - 2" (434")
37'	8FT STR + (3) 8FT INT + 4FT FILLER	36' - 0" (432")	37' - 2" (446")
38'	8FT STR + (3) 8FT INT + 5FT FILLER	37' - 0" (444")	38' - 2" (458")
39'	8FT STR + (3) 8FT INT + 6FT FILLER	38' - 0" (456")	39' - 2" (470")
40'	8FT STR + (3) 8FT INT + 7FT FILLER	39' - 0" (468")	40' - 2" (482")
41'	4FT STR + (4) 8FT INT + 4FT FILLER	40' - 0" (480")	41' - 2" (494")
42'	4FT STR + (4) 8FT INT + 5FT FILLER	41' - 0" (492")	42' - 2" (506")
43'	4FT STR + (4) 8FT INT + 6FT FILLER	42' - 0" (504")	43' - 2" (518")
44'	4FT STR + (4) 8FT INT + 7FT FILLER	43' - 0" (516")	44' - 2" (530")
45'	8FT STR + (4) 8FT INT + 4FT FILLER	44' - 0" (528")	45' - 2" (542")
46'	8FT STR + (4) 8FT INT + 5FT FILLER	45' - 0" (540")	46' - 2" (554")
47'	8FT STR + (4) 8FT INT + 6FT FILLER	46' - 0" (552")	47' - 2" (566")
48'	8FT STR + (4) 8FT INT + 7FT FILLER	47' - 0" (564")	48' - 2" (578")
49'	4FT STR + (5) 8FT INT + 4FT FILLER	48' - 0" (576")	49' - 2" (590")
50'	4FT STR + (5) 8FT INT + 5FT FILLER	49' - 0" (588")	50' - 2" (602")



## BionicPro2 Batwing Vs. Top 2" Competitor (Satin Lens)

### SINGLE OFFICE

BionicPro2



Top Competitor

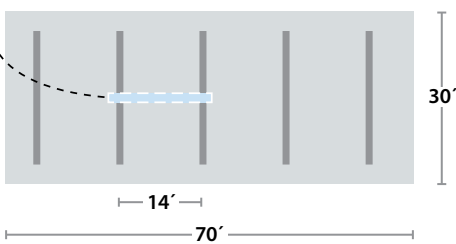
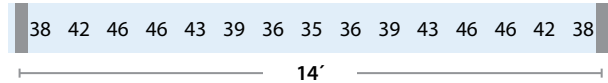


	BionicPro2	Competitor
LPW	105	86
<b>SPACING CRITERIA</b>	<b>1.8</b>	<b>1.0</b>
MAX/MIN	2.1	3.5
W/SQ. FT.	.65	.6
FC AVERAGE	31	29

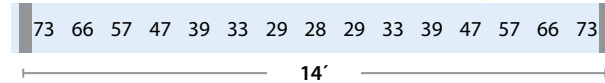
9' ceiling .85 llf BionicPro2—8w/ft Competitor—7w/ft Footcandles at 30" working plane

### OPEN OFFICE

BionicPro2



Top Competitor



	BionicPro2	Competitor
LPW	108	86
<b>SPACING CRITERIA</b>	<b>1.8</b>	<b>1.0</b>
MAX/MIN	2.3	3.7
MAX/MIN BETWEEN ROWS	1.3	2.6
W/SQ. FT.	.36	.45
FC AVERAGE	33	29

9' ceiling .85 llf BionicPro2—5.7/ft Competitor—7w/ft Footcandles at 30" working plane

# QS\_BionicPro2™ | Recessed Linear



PRUDENTIAL LTG.

PRULITE.COM 213.746.0360



## LM79 & TM30 DATA:

	MEASURED CCT	MEASURED LUMENS	CRI	R9	DuV	SPD	TM30 — COLOR VECTOR	TM30 — COLOR DISTORTION
<b>LED27</b>	2680	80%	93	58	0.001		 89 Rf	 97 Rg
<b>LED3</b>	3042	95%	82	6	0.001		 81 Rf	 92 Rg
<b>LED3-90</b>	3016	85%	93	61	0.000		 88 Rf	 96 Rg
<b>LED35</b>	3482	100%	82	3	0.002		 81 Rf	 92 Rg
<b>LED35-90</b>	3417	85%	93	67	0.000		 88 Rf	 96 Rg
<b>LED4</b>	3952	102%	82	4	0.003		 81 Rf	 92 Rg
<b>LED4-90</b>	3882	85%	92	67	0.003		 87 Rf	 96 Rg
<b>LED5-90</b>	4889	85%	94	84	0.002		 86 Rf	 95 Rg