

# BionicPro2 | Recessed Linear Light Pocket — X1 (T-Bar)

## ROW LAYOUTS

### BPRO2-REC-FLSH-LP-X1-SC




PRUDENTIAL LTG.

PRULITE.COM 213.746.0360

#### GENERAL SPECIFICATIONS

- **DRIVER:** UL recognized electronic drivers. DM01 = 0-10v 1% Dimming. ND = NON-DIMMING.
- **FIXTURE INPUT WATTS PER 4' SECTION =** LO = 15w, MO = 22w, SO = 31w, HO = 42w.
- **SC =** Single Circuit.
- **EMHE =** Emergency Battery Pack (CA Title 20 compliant)
- **IC RATING:** Fixtures are IC Rated unless Insulation Detector is factory-installed. (Insulation Detector requires 120 or 277 voltage).
- **LABELS:** ETL LED luminaires (conforms to UL 1598).
- **FINISH (POWDER COAT):** TMW = Textured Matte White. YGW = Gloss White. YSL = Silver (Metallic). YBK = Black (Matte).
- **LED BOARDS:** LED27 = 2700K, LED3 = 3000K, LED35 = 3500K, LED4 = 4000K, LED5 = 5000K (-90 = 90CRI).
- **REFLECTORS:** Die-formed #24 GA. White Optics M16.
- **LENS:** Composite polymer. SAL = Satin Acrylic, BTW = Batwing.
- **HOUSING:** Die-formed #20 GA. cold rolled steel.
- **CIRCUIT ASSEMBLY:** Prudential Ltg. reserves the right to change Circuit Assemblies from #16 gauge to #12 gauge, as needed.

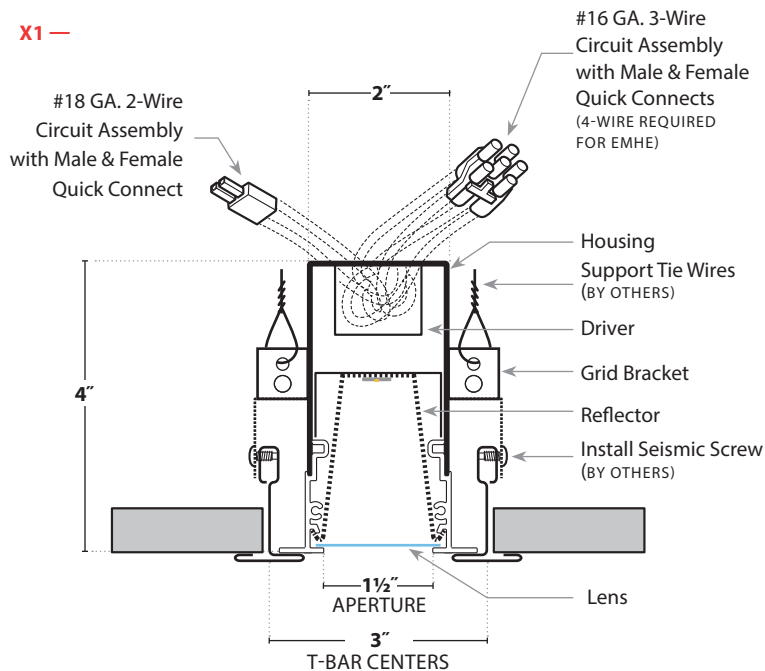
#### NOTES

- Seamless composite lens is shipped rolled in bulk for rows over 8', contractor to cut to size and install. For rows 8' and under, lens is cut and installed in house.
- All dimensions shown include (2) 1/2" thick finish plates.
- Individual fixtures not intended for continuous row mounting.
- Symbol  indicates emergency fixture location.
- Submittal drawings are used for review purposes only. (Go to prulite.com for installation instructions).

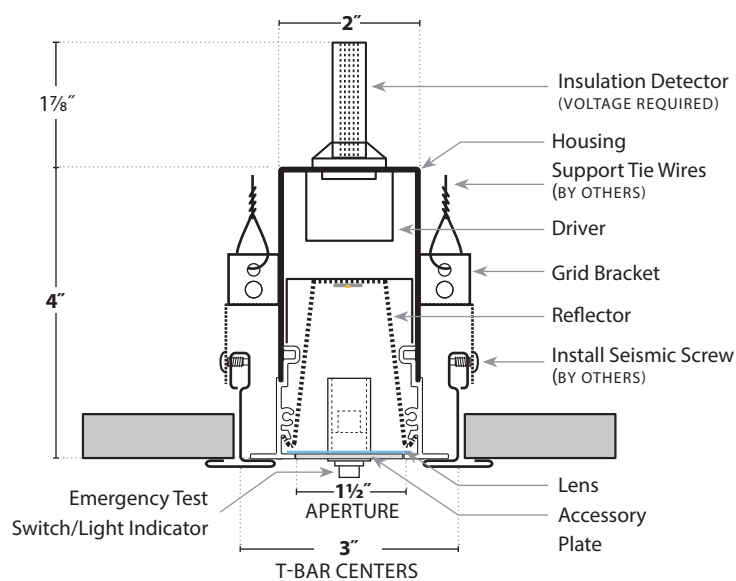
#### CROSS SECTIONS

SEE SPEC SHEET FOR ADDITIONAL GRID CEILINGS

##### X1 —

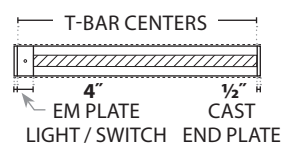
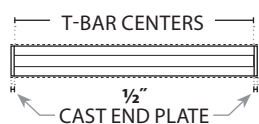


##### INSULATION DETECTOR / EMHE —



#### END PLATE DIMENSIONS —

#### EMHE ACCESSORY PLATE —



**WARNING:** Ground fixture in accordance with local and national electrical codes. Failure to do so may result in serious personal injury. Fixture Installations should ONLY be done by a qualified licensed electrical professional.

# BionicPro2 | Recessed Linear Light Pocket — X1 (T-Bar)

## ROW LAYOUTS

BPR02-REC-FLSH-LP-X1-SC

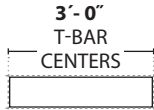
### TO REQUEST EMERGENCY FIXTURES:

- Use the fixture number (shown here in red) 17' row with EMHE on Fixtures 1 and 3.
- OR**
- Print out layout and circle where emergency is needed and send in with your order.

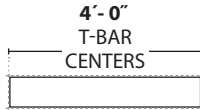
2FT



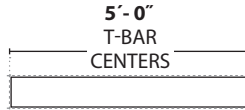
3FT



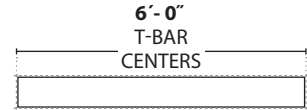
4FT



5FT



6FT



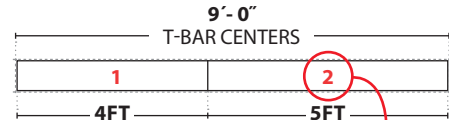
7FT



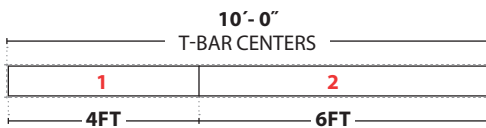
8FT



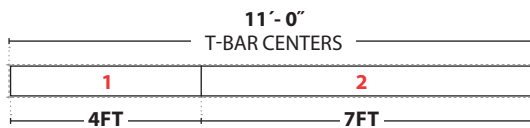
9FT



10FT

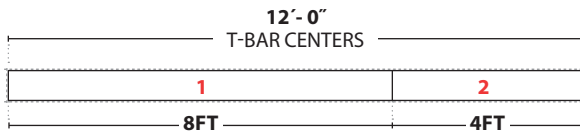


11FT

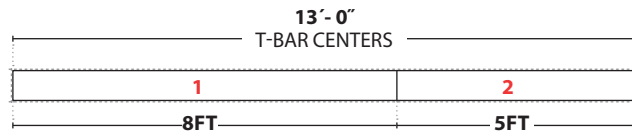


**FIXTURE NUMBER FOR EMERGENCY SPECIFICATION**

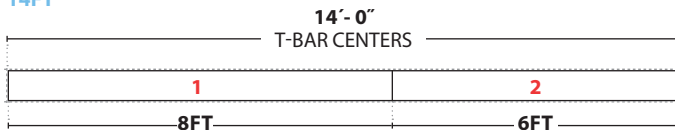
12FT



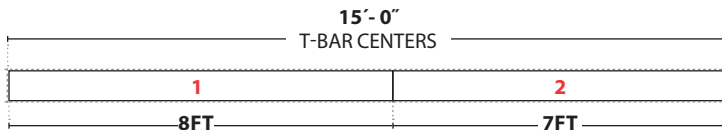
13FT



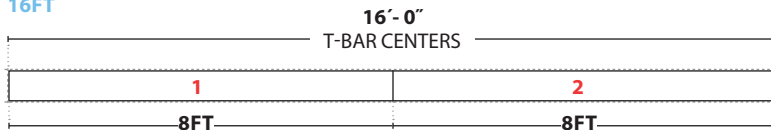
14FT



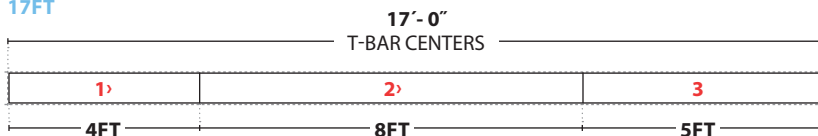
15FT



16FT



17FT



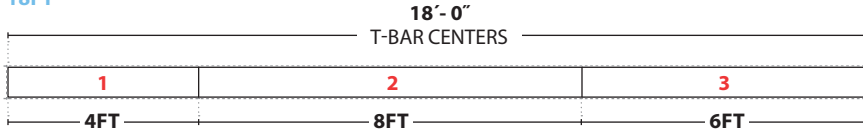
**WARNING:** Ground fixture in accordance with local and national electrical codes. Failure to do so may result in serious personal injury. Fixture Installations should ONLY be done by a qualified licensed electrical professional.

# BionicPro2 | Recessed Linear Light Pocket — X1 (T-Bar)

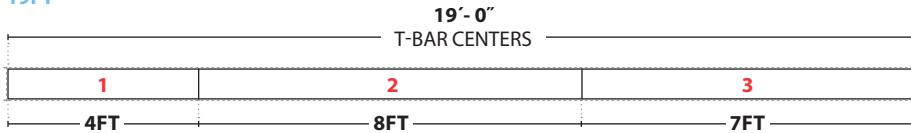
## ROW LAYOUTS

BPR02-REC-FLSH-LP-X1-SC

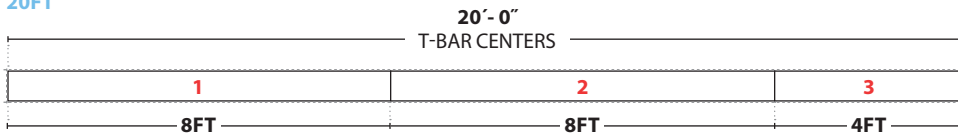
18FT



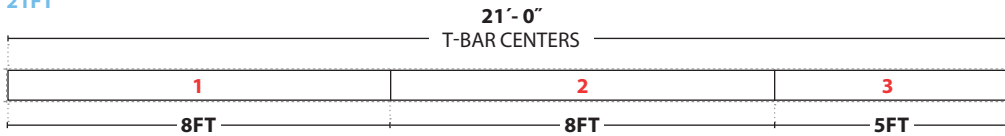
19FT



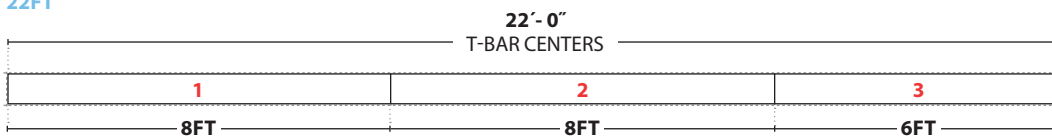
20FT



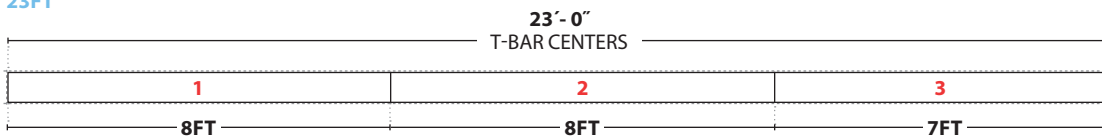
21FT



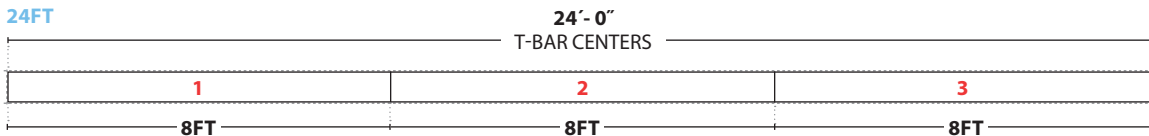
22FT



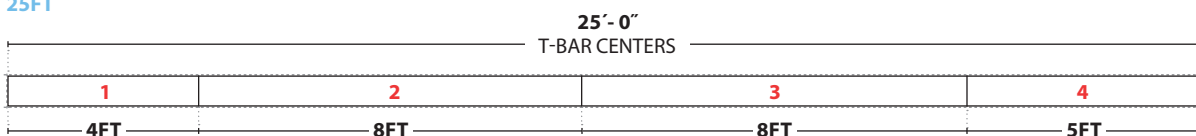
23FT



24FT



25FT



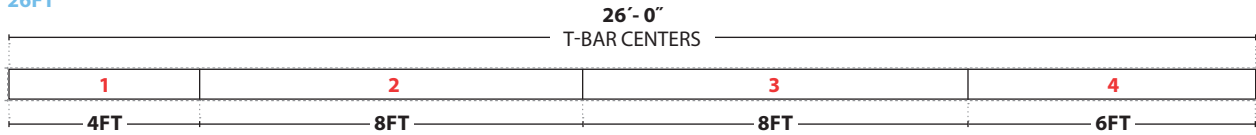
**WARNING:** Ground fixture in accordance with local and national electrical codes. Failure to do so may result in serious personal injury. Fixture Installations should ONLY be done by a qualified licensed electrical professional.

# BionicPro2 | Recessed Linear Light Pocket — X1 (T-Bar)

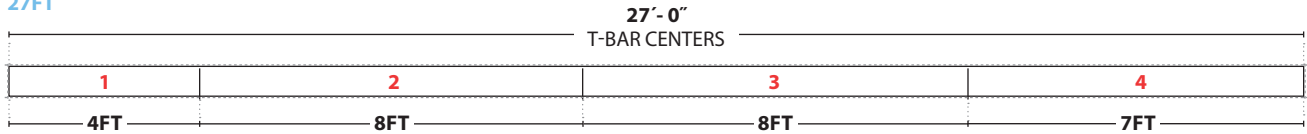
## ROW LAYOUTS

BPR02-REC-FLSH-LP-X1-SC

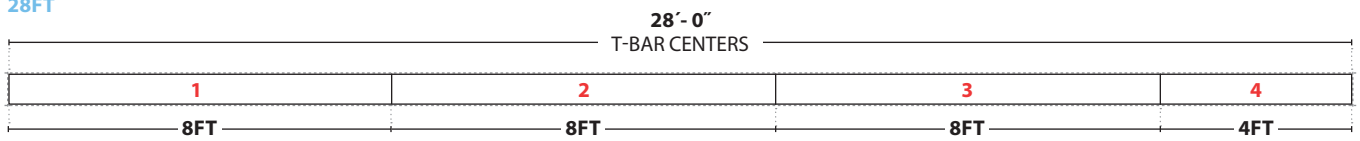
26FT



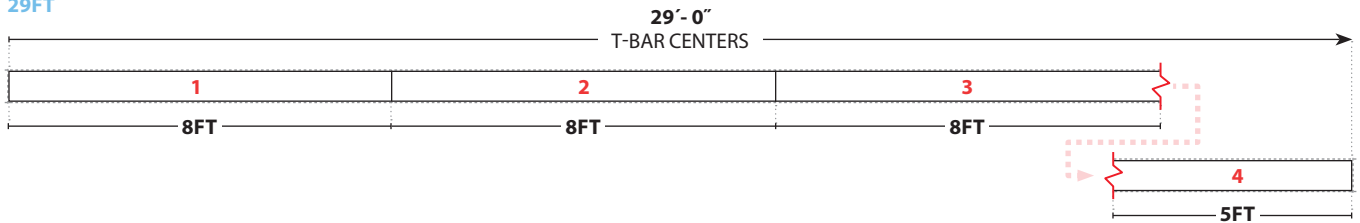
27FT



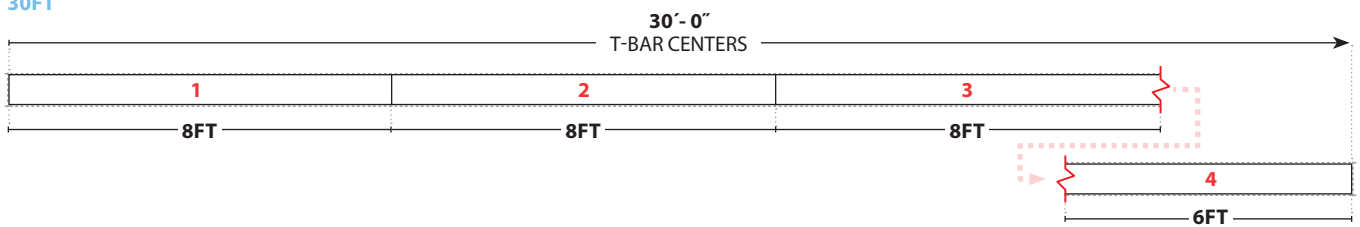
28FT



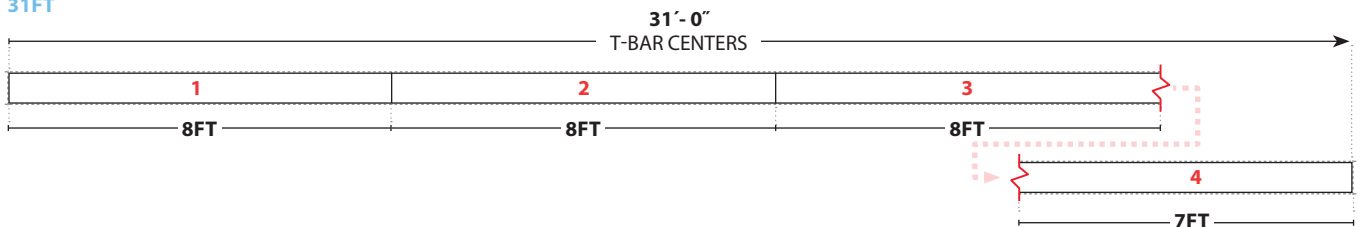
29FT



30FT



31FT




**WARNING:** Ground fixture in accordance with local and national electrical codes. Failure to do so may result in serious personal injury. Fixture Installations should ONLY be done by a qualified licensed electrical professional.

# BionicPro2 | Recessed Linear Light Pocket — X1 (T-Bar)

## ROW LAYOUTS

BPR02-REC-FLSH-LP-X1-SC




**WARNING:** Ground fixture in accordance with local and national electrical codes. Failure to do so may result in serious personal injury. Fixture Installations should ONLY be done by a qualified licensed electrical professional.

# BionicPro2 | Recessed Linear Light Pocket — X1 (T-Bar)

## ROW LAYOUTS

BPRO2-REC-FLSH-LP-X1-SC




**WARNING:** Ground fixture in accordance with local and national electrical codes. Failure to do so may result in serious personal injury. Fixture Installations should ONLY be done by a qualified licensed electrical professional.

# BionicPro2 | Recessed Linear Light Pocket — X1 (T-Bar)

## ROW LAYOUTS

BPRO2-REC-FLSH-LP-X1-SC

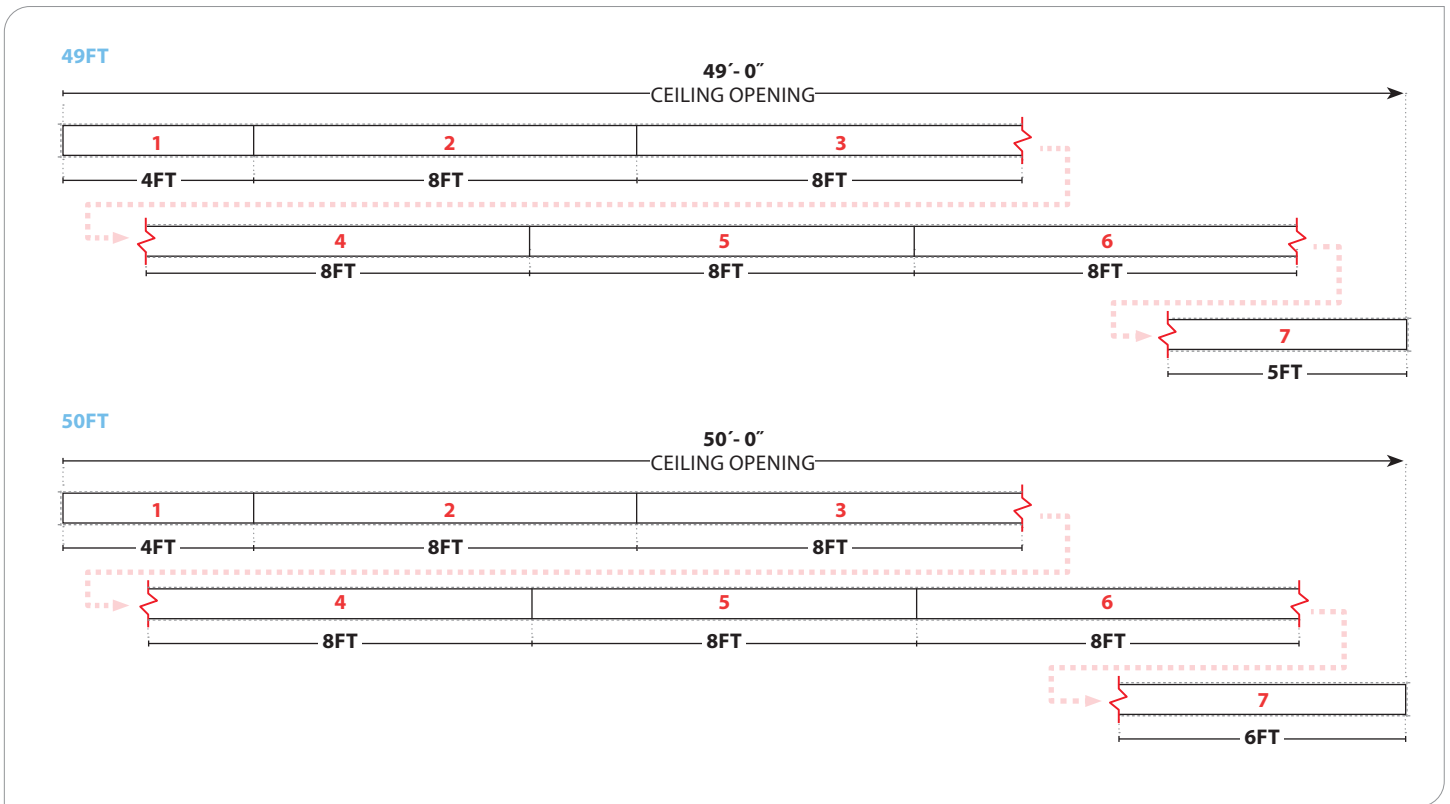


**WARNING:** Ground fixture in accordance with local and national electrical codes. Failure to do so may result in serious personal injury. Fixture Installations should ONLY be done by a qualified licensed electrical professional.

# BionicPro2 | Recessed Linear Light Pocket — X1 (T-Bar)

## ROW LAYOUTS

BPR02-REC-FLSH-LP-X1-SC



**WARNING:** Ground fixture in accordance with local and national electrical codes. Failure to do so may result in serious personal injury. Fixture Installations should ONLY be done by a qualified licensed electrical professional.