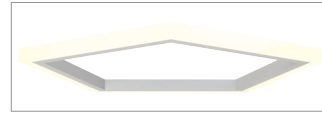


BoltPro Pentagon-Out | Pendant

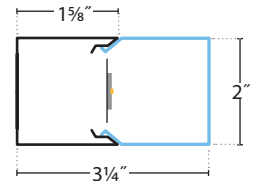


PRUDENTIAL LTG.

PRULITE.COM 213.746.0360



OUT + ACOUSTIC OPTIONS



BoltPro OUT + sound absorbing panels.

BoltPro Triangle, Square, Pentagon and Hexagon now available with the light aimed OUT for direct/indirect illumination in dynamic shapes. We've also added optional acoustic panels. We are in an era of open ceilings, concrete floors where noise reduction is imperative. Add fixtures with abundant light, vertical illumination and a multitude of shapes and colors for a "two birds (maybe three), one stone" solution.

MEDIUM OUTPUT:
BPENO-PRO-22-LED35-MO-SAL
 8344 Delivered Lumens
 65 Watts
 128 lm/w
 3500 CCT

UP TO **125** LPW

	LO	MO	SO	HO
lm	4900	8300	11750	15850
w	38	65	92	125

SMART SPECS



Lumen output may vary +/- 5%
 3500K used for lm/ft estimates above
 4000K +2% llf, 3000K -2%, 2700K -4%
 -10% llf for 90 CRI (4K, 3500K and 3K)

SERIES	NOMINAL LENGTH	LED COLOR	OUT-PUT	SHIELD-ING	ACOUSTIC COLORS (OPTIONAL)	COLOR/ FINISH	VOLT-AGE	MOUNT-ING	CEILING SYSTEMS	DRIVERS	OPTIONS & SENSORS
BPENO-PRO	22			SAL							
BoltPro Pentagon Out	22 2'+2'+2'+2'+2' (41" Diameter)	LED27 2700K (90CRI) LED3 3000K LED35 3500K LED4 4000K LED3-90 90CRI LED35-90 90CRI LED4-90 90CRI LED5-90 90CRI	LO Low MO Medium SO Standard HO High PROG Programmable Light Output (Specify desired lm/ft or w/ft)	SAL Satin Acrylic Lens	STANDARD: DB05 White DB03 Marble DB33 Grey PREMIUM: (LONGER LEAD TIMES) DB02 Oat DB29 Brown DB27 Teal DB30 Earth Brown DB24 Sky Blue DB32 Stone DB26 Midnight Blue DB34 Charcoal DB09 Yellow DB35 Pepper DB16 Orange DB31 Blue DB10 Red Jean DB28 Hickory DB25 Navy DB12 Pink DB11 Berry DB01 Sand Dollar DB17 Pumpkin DB06 Periwinkle DB08 Lemon DB36 Black DB19 Pear DB20 Lime DB22 Heather Green DB23 Honey Dew DB18 Maroon DB13 Lilac DB14 Violet DB15 Purple DB07 Salmon	TMW Textured Matte White YGW Gloss White (Standard) Y Premium Color CC Custom Color LUXE METALLICS: YBZ Bronze YCP Copper Penny YGN Gold Nugget NOTE: All canopies are painted the same color as the fixture. Consult factory to specify	UNV (120-277) 347 (Emergency battery requires a Step Down transformer)	CA48", 96" or 144" Aircraft Cable (Adjustable) 5RPM48", 96" or 144" Round Cast Aluminum Canopy (24" min from fixture to ceiling) 5SPM48", 96" or 144" Square Cast Aluminum Canopy (24" min from fixture to ceiling)	X1 T-Bar 1 5/16" or 3/16" Exposed (Standard) X3 Hard Ceiling X6 Slot Grid or Interlude	ND Non-Dimming DM01 0-10v, 1% Dimming (Standard) LDE1 Hi-lume 1% EcoSystem LED (Soft fade on, fade-to-black dimming) ECO 1% 0-10v, EldoLED (Logarithmic dimming std) ECDA 1% DALI, EldoLED (Logarithmic dimming std) nLight-Air Acuity nLight Drivers (ECDA driver ONLY) nLight-Wired Acuity nLight Drivers (ECO driver ONLY) SOLO 0.1% 0-10v, EldoLED (Dim-to-dark, Logarithmic dimming std) SODA 0.1% DALI, EldoLED (Dim-to-dark, Logarithmic dimming std) STEP Signify Advance Step Dimming 2WIRE ELV/Forward/Reverse Phase Driver	EMHE CA T20 Emergency Battery (1350 Delivered lumen; CA Title 20 compliant) ETS-DR Iota ETS-DR Emergency Transfer Switch SENSORS: (See Page 8) 205 WattStopper PIR Occupancy 205-ON/OFF 205-STEP: Dim to 50% 205-DM: Dim to 1% (NA with DALI) ATHENA Lutron RF (Dim-to-Off Standard) LVOC## Lutron Vive (Occ & RF) LVRF## Lutron Vive (RF Only) ## Requires Lutron driver NXSMP Hubbell (Occ) rES7 Daylight+(PIR Acoustic) (Occ) (nLight-Air) Part Number: rES7-PDT-180D-G2 nES7 Daylight+(PIR Acoustic) (Occ) (nLight-Wired) Part Number: nES-PDT7-ADCX

BoltPro Pentagon-Out | Pendant



PRUDENTIAL LTG.

PRULITE.COM 213.746.0360

PHOTOMETRICS

MEDIUM OUTPUT:

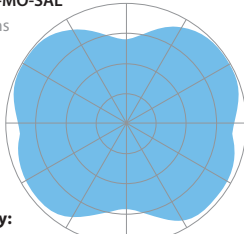
BPENO-PRO-22-LED35-MO-SAL

8344 Delivered Lumens

65 Watts

128 lm/w

3500 CCT



Zonal Lumen Summary:

0-90 (Down) = 49%

90-180 (Up) = 51%

657

Vertical Angle	0°	25°	45°	65°	90°
0°	503	503	503	503	503
5°	506	506	507	506	506
15°	549	549	549	550	549
25°	608	609	610	610	609
35°	655	655	657	656	655
45°	673	675	676	674	674
55°	670	672	674	673	672
65°	662	664	667	667	665
75°	650	650	652	651	650
85°	618	618	618	617	618
90°	626	626	626	625	626
95°	641	640	640	638	640
105°	682	680	679	678	680
115°	705	702	701	700	702
125°	720	717	717	717	717
135°	728	727	727	728	727
145°	715	712	714	714	712
155°	665	664	665	665	664
165°	597	596	597	597	596
175°	548	547	547	547	547
180°	543	543	543	543	543

LUMEN MAINTENANCE

L70 — 200,000+ Hours

L90 — 100,000+ Hours (LO, MO & SO)

L90 — 60,000+ Hours (HO)

LED SYSTEM LED modules and drivers are field replaceable.

PROG
(OPTIONAL) Programmable light output. Specify desired lumens or watts per linear foot. Min: 3.75 w/ft, Max 12.5 w/ft.

LABELS CSA and ETL damp labeled and I.B.E.W. manufactured.

ELECTRICAL Must specify LED dimming controls. LED fixtures have constant current driver(s) with less than 20% THD when loaded to a minimum of 60%. Drivers sink a maximum of 6mA per driver. DM01 LED drivers are 0-10V dimmable and are compatible with most 0-10V wall slide dimmers and direct 0-10V analog signal dimmers. Max driver size 1.65" w x 1.25" h.

32v Forward Voltage (+/- 1 volt based on drive current)

Drive Currents:

LO: 100mA, MO: 100mA, SO: 250mA, HO: 325mA

CONSTRUCTION

Housing Extruded aluminum, 25% PC recycled, 100% recyclable

Lens Extruded acrylic, 100% recyclable

Weight 20 lbs

MOUNTING Fixture is to be suspended with aircraft cables.

WARRANTY Single-source, 5 year limited warranty covers standard components and construction.

BoltPro Pentagon-Out | Pendant



PRUDENTIAL LTG.

PRULITE.COM 213.746.0360

FINISH COLORS

STANDARD:

TMW — Textured Matte White	YGW — Gloss White
----------------------------	-------------------

PREMIUM:

YSW — Seashell White (Matte)	YRG — Rain Grey (Gloss)
YPE — Pewter (Matte)	YSTM — Storm Grey (Matte)
YBK — Black (Matte)	YBB — Black (Semi Gloss)
YSKM — Sky (Matte)	YMB — Military Blue (Matte)
YSAM — Sapphire (Matte)	YIB — Interstate Blue (Matte)
YBR — Bronze (Matte)	YSRM — Sunset Red (Matte)
YOR — Orange (Matte)	YGAM — Daffodil (Matte)
YFGM — Forest Green (Matte)	YSL — Silver (Metallic)

LUXE METALLICS:


YCP — Copper Penny (Metallic)	YGN — Gold Nugget (Metallic)
YBZ — Bronze (Metallic)	

Choose from one of our Premium Colors with no set-up fee.

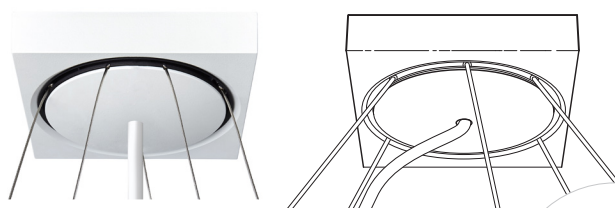
For paint chip samples, please email: info@prulite.com

MOUNTING

SRPM48", 96" or 144": Round Cast Aluminum Canopy

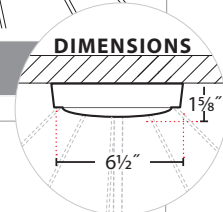
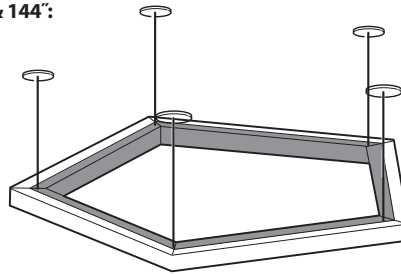


5SPM48", 96" or 144": Square Cast Aluminum Canopy



NOTE: Canopies cannot mount directly to t-bar grids

CA 48", 96" & 144": 5" Canopies



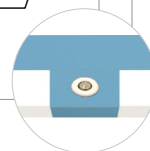
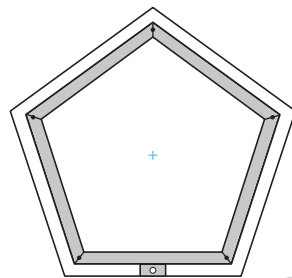
SENSOR BOX



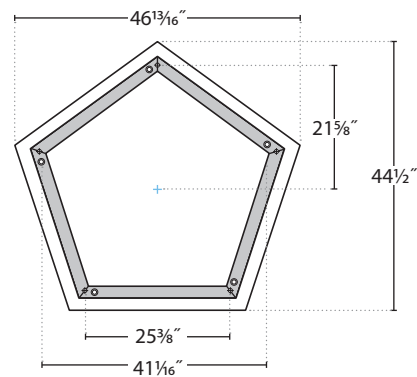
NOTE: Sensor plate will match fixture color

SENSOR MOUNTING LOCATION

Sensor box is always centered in one lens.



MOUNTING DIMENSIONS






ACOUSTIC COLORS


STANDARD



DB05 White



DB03 Marble




DB33 Grey

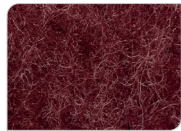
PREMIUM (LONGER LEAD TIMES)




DB01 Sand Dollar



DB02 Oat




DB18 Maroon




DB28 Hickory



DB29 Brown




DB30 Earth Brown




DB32 Stone




DB34 Charcoal




DB35 Pepper



DB06 Periwinkle




DB31 Blue Jean




DB26 Midnight Blue




DB27 Teal



DB24 Sky Blue




DB25 Navy



DB11 Berry




DB10 Red



DB16 Orange



DB17 Pumpkin




DB09 Yellow




DB08 Lemon




DB20 Lime




DB19 Pear



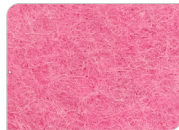
DB21 Green



DB22 Heather Green



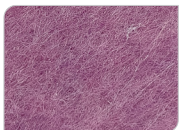
DB23 Honey Dew




DB12 Pink




DB07 Salmon




DB13 Lilac



DB14 Violet



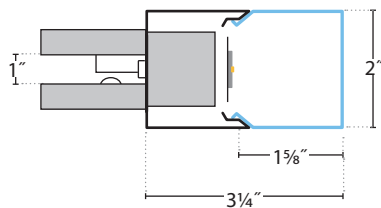
DB15 Purple



DB36 Black

Consult factory for Premium Color acoustic lead times.

CROSS SECTION



Two layers of acoustic with 1" air gap for better sound absorption



SOUND ABSORPTION

Why acoustical fixtures?

Open office, open ceilings, hard floors have replaced sound absorbing cubicles, acoustic ceilings and carpet, thus acoustics have declined, enter Acoustics.

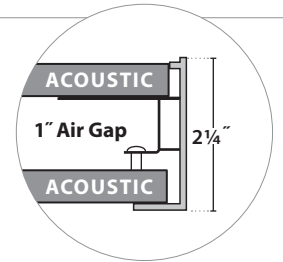
The benefits of Acoustics?

- Reduced echoes, background noise
- Improved sound quality
- A more peaceful space
- Enhanced aesthetics

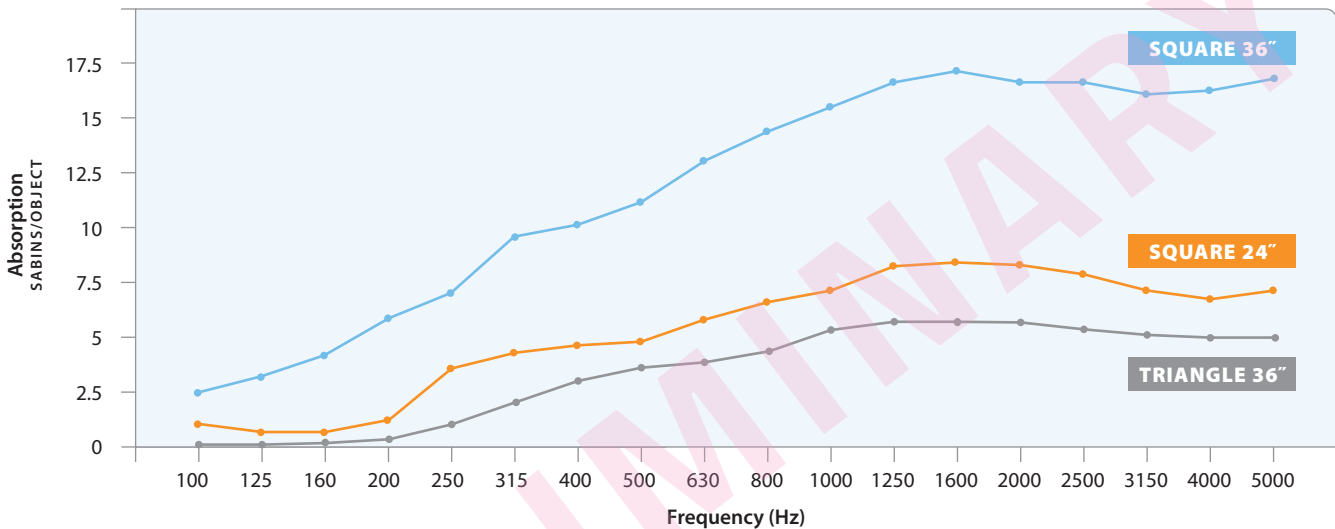
How can I calculate Acoustic sound absorption?

Sabins per object is the standard measurement. One Sabins is approximately 1ft² of sound absorption. Sound absorption varies at different frequencies.

For precise acoustic performance of a space, please consult an acoustician.



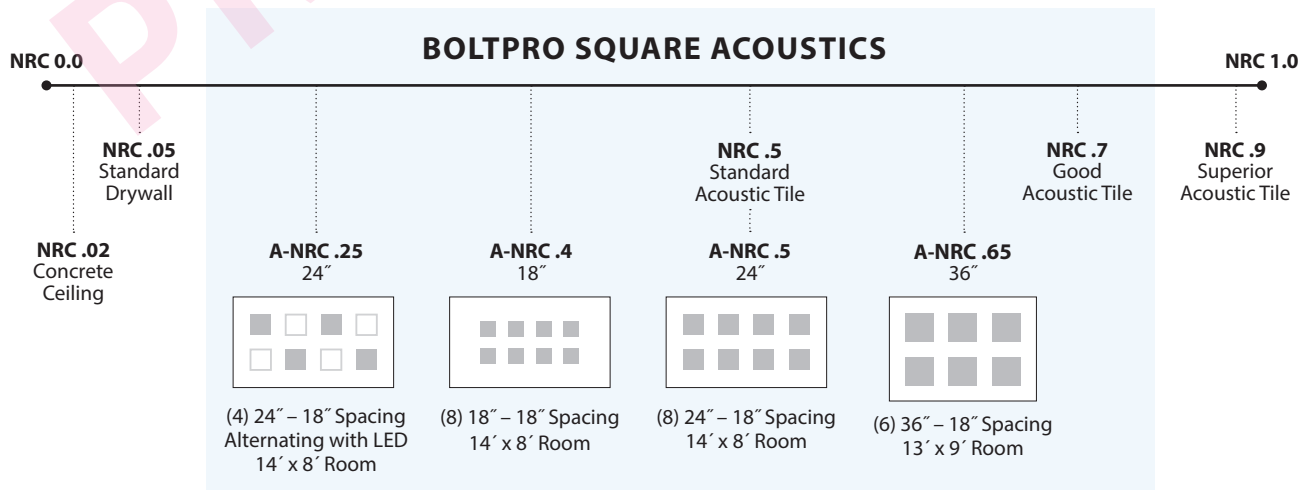
Two layers of acoustic trapping 1" of air for superior sound absorption



What is an NRC rating?

Noise Reduction Coefficient (NRC) is a rating for how much sound a surface absorbs according to the test method ASTM C423. Acoustic performance is measured using this rating. NRC is the average Sabins per square foot of surface covered. Apparent NRC (A-NRC) Ratings are calculated from the total Sabins measured for an object array over an area of projected continuous ceiling. This is equivalent to ceiling tile of the same NRC rating over the same installed area.

NRC ratings range from 0 to 1+





PRULITE ACOUSTIC CALCULATOR

How many Acoustic fixtures should you choose for your space? There are multiple factors when calculating acoustics, we have done our best to provide a simple guide for those who prefer not to calculate using Sabins per Object or NRC ratings.

1) Calculate the square feet of your space (L x W).

2) Choose the amount of acoustical improvement you want (sound absorption for reduced reverberation) and find the Acoustic VALUE based on room dimensions.

Estimated % of reduced reverberation time	SIZE	Room dimensions under 300 sq ft			Room dimensions over 300 sq ft		
		GOOD 👍	BETTER 👍👍	BEST 👍👍👍	GOOD 👍	BETTER 👍👍	BEST 👍👍👍
👍 GOOD 25%	36" Triangle Acoustic	20	15	10	30	20	15
👍👍 BETTER 37.5%	24" Square Acoustic	30	20	15	40	30	20
👍👍👍 BEST 50%	36" Square Acoustic	40	30	25	60	40	30

Calculations based on a 9' ceiling height.
Prudential Lighting Acoustic Calculator is a guide.
For precise acoustic performance, please consult an acoustician.

3) Use this Acoustic VALUE Formula to determine the number of luminaires recommended:

$$\text{Square feet} / \text{Acoustic VALUE} = \# \text{ of luminaires recommended}$$

Example:

$$20' \times 30' = \mathbf{600} \text{ square feet}$$

$$36'' \text{ BoltPro Square Acoustics seeking Better } (\sim 37.5\% \text{ reduced reverb}), \text{ Acoustic VALUE} = \mathbf{40}$$

$$\mathbf{600 / 40} = \mathbf{15} \text{ BoltPro Square Acoustics recommended for the space}$$

NOTE: We are testing BoltPro Acoustical fixtures. this data is from our Gaze Square Acoustical fixtures which should be comparable.

BoltPro Pentagon-Out | Pendant



PRUDENTIAL LTG.






PRULITE.COM 213.746.0360





LM79 & TM30 DATA:

	MEASURED CCT	MEASURED LUMENS	CRI	R9	DuV	SPD	TM30 — COLOR VECTOR	TM30 — COLOR DISTORTION
LED27	2680	80%	93	58	0.001		 89 Rf	 97 Rg
LED3	3042	95%	82	6	0.001		 81 Rf	 92 Rg
LED3-90	3016	85%	93	61	0.000		 88 Rf	 96 Rg
LED35	3482	100%	82	3	0.002		 81 Rf	 92 Rg
LED35-90	3417	85%	93	67	0.000		 88 Rf	 96 Rg
LED4	3952	102%	82	4	0.003		 81 Rf	 92 Rg
LED4-90	3882	85%	92	67	0.003		 87 Rf	 96 Rg
LED5-90	4889	85%	94	84	0.002		 86 Rf	 95 Rg



SENSORS

				
205: Wattstopper	LVOC: Lutron Occupancy /Daylight Sensor	LVRF: Lutron Vive Control Node	NXSMP: Hubbell Occupancy /Daylight Sensor	ATHENA
Low voltage PIR fixture integrated occupancy sensor.	Measures light in the space (daylighting) while detecting people moving within an area using passive infrared to determine occupancy. Controls the lights to balance the light level in the space, combining convenience, exceptional energy savings, and ease of installation.	Provides wireless control of the fixture when neither occupancy nor daylight sensing is needed.	Hubbell Integrated/embedded networked lighting control, luminaire-level lighting control, LLLC. PIR motion sensor for automatic On/Off control. Integrated daylight sensor for daylight harvesting and/or lumen maintenance. Bluetooth radio provides wireless control of luminaire. Simple plug-in connection to NX Fixture Modules. Wireless Internet.	The Athena wireless node is a radio frequency (RF) device that enables simple, digital control of individual light fixtures in an Athena control system. The small size and compatibility with a wide variety of drivers allow for seamless integration with common commercial lighting fixtures from any manufacturer. Requires drivers with auxiliary power, consult factory for lead times

			
NLT-AIR-rIO: Daylight+Occ	NLT-AIR-ADCX: Daylight+(PIR Acoustic) Occ	NLT-WIRED-nIO: Daylight+Occ	NLT-WIRED-ADCX: Daylight+(PIR Acoustic) Occ
The rIO is a fixture embedded low voltage wireless nLight AIR device capable of individual fixture control and analog or digital dimming. This smart device results in the luminaire being “nLight AIR-enabled” — making it an addressable nLight AIR device. It uses a 900MHz radio to communicate with other nLight AIR devices, such as occupancy sensors, photocells, wall switches, powerpacks and other nLight AIR-enabled luminaires. This allows for advanced operation and design flexibility ranging from stand-alone rooms to building and campus-wide networks.	The nLight® AIR rES7 sensor is an in-fixture, low voltage, digital sensor providing embedded wireless lighting control, analog or digital dimming, occupancy detection and daylight harvesting capabilities. The rES7 is designed for mounting heights up to 20 ft in indoor luminaires. The rES7 sensor provides Passive Infrared (PIR) occupancy detection over a 15-20 ft (4.57 - 6.10 m) radial coverage pattern and photocell light level detection in one compact low profile design with optional Dual Technology, which adds Microphonics™ to PIR detection. The rES7 sensor is ideal for occupancy and daylighting control in suspended or recessed luminaires.	nLight digital nIO modules are low voltage control devices that enable digital control of LEDcode enabled eldoLED LED drivers. Through eldoLED's bi-directional 2-wire interface, these modules deliver natural, flicker-free high performance dimming while eliminating common issues related to 0-10 VDC alternatives. The modules also enable the eldoLED LED Drivers to be addressable, as well as capable of digitally communicating with other nLight controls such as occupancy sensors, photocells, and WallPods. This allows for advanced operation and design flexibility ranging from stand-alone rooms to building and campus-wide networks.	The nES7 is a small passive infrared occupancy sensor designed to be easily embedded into luminaires. This sensor provides excellent line of sight 360° PIR detection of small motion and walking motion. The nES7 is ideal for small rooms without obstructions or areas with primarily walking motion (e.g. corridors, library stacks). Additionally, an optional integrated photocell enables daylight harvesting control as well. Typically one or more nES7 sensors are paired with an nLight controller within an nLight enabled luminaire. For rooms like classrooms and private offices or any space with obstructions, the nES PDT 7 dual technology sensor is recommended.