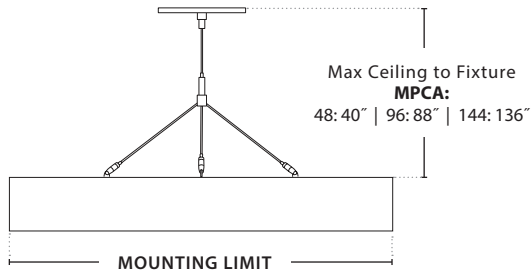




INSTALLATION INSTRUCTIONS

T-BAR (X1)

MINIMUM MOUNTING DISTANCES:



MINIMUM CEILING TO FIXTURE:

| FIXTURE | 18"-2' | 3' | 4' |
|---------------|--------|-----|-----|
| P3900 + P4000 | * 9" | 18" | 18" |
| O + C | 18" | 24" | 30" |
| Olive | 18" | 24" | 30" |

Mounting strap will accommodate a 4" octagon electrical box without plaster ring. Refer to nec 370-16 for maximum electrical box fill.

*When D9 is ordered minimum ceiling to fixture is 18"

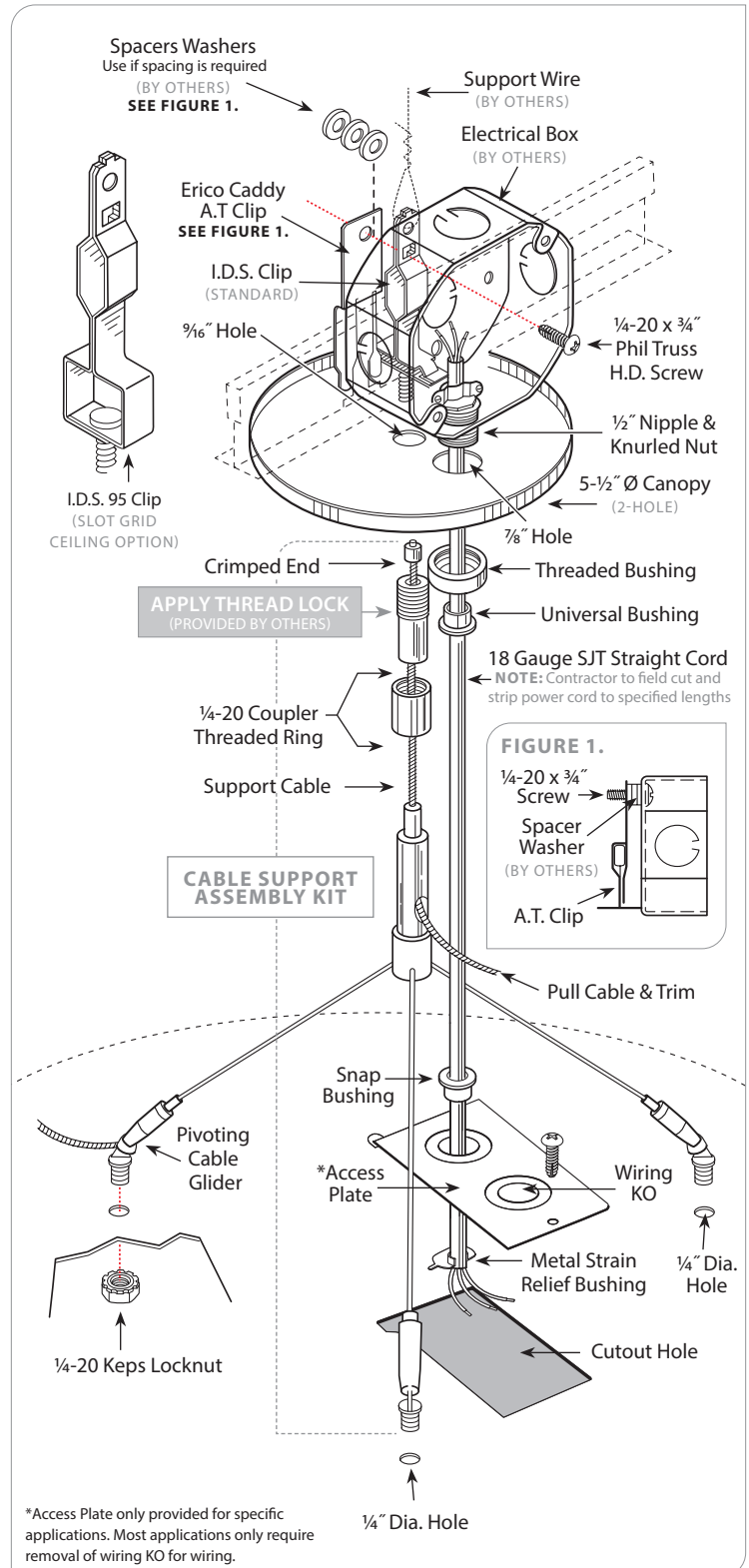
PARTS LIST

| PART NUMBER | DESCRIPTION | QTY |
|--------------|---|-----|
| 100-00004-08 | I.D.S. Clip (Standard) | 1 |
| 100-00003-08 | I.D.S. 95 Clip (Slot Grid Ceiling Option) | 1 |
| 100-00091-08 | Erico Caddy A.T Clip | 1 |
| 100-00114-14 | 1/4-20 x 3/4" Phil Truss H.D. Screw | 1 |
| 100-00264-14 | Metal Strain Relief Bushing | 1 |
| 100-00320-14 | Snap Bushing (White) — 3 or 4 Wire | 1 |
| 28975 | 5 1/2" Diameter Canopy (White) — 2-Hole | 1 |
| 100-00284-10 | 1/2" x 1" Brass Nipple | 1 |
| 100-00239-14 | 1/2" I.P. Brass Knurled Nut | 1 |
| 100-00319-14 | Threaded Bushing | 1 |
| 100-00318-14 | White Universal Bushing | 1 |
| 100-00023-09 | 18 GA. 3 Wire SJT Cord 53** or 96*** | 1 |

ASSEMBLY NUMBER — *43017 (53" CABLE) / **43036 (96" CABLE)

CABLE SUPPORT ASSEMBLY KITS:

| | | | |
|----------------|-----|------------------------|---|
| 100-00021-08* | 53" | Coupler with XX" Cable | 1 |
| | | 3-Way Cable Adapter | 1 |
| 100-00024-08** | 96" | 1/4-20 Keps Lock Nut | 3 |
| | | Pivoting Cable Glider | 3 |



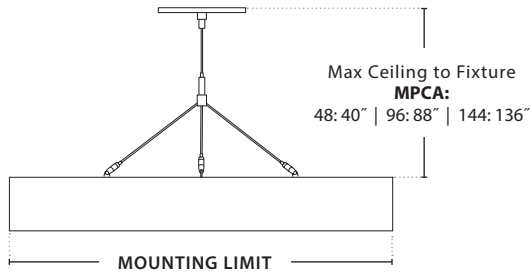
WARNING: Ground fixture in accordance with local and national electrical codes. Failure to do so may result in serious personal injury. Fixture Installations should ONLY be done by a qualified licensed electrical professional.



INSTALLATION INSTRUCTIONS

HARD CEILING (X3B)

MINIMUM MOUNTING DISTANCES:



MINIMUM CEILING TO FIXTURE:

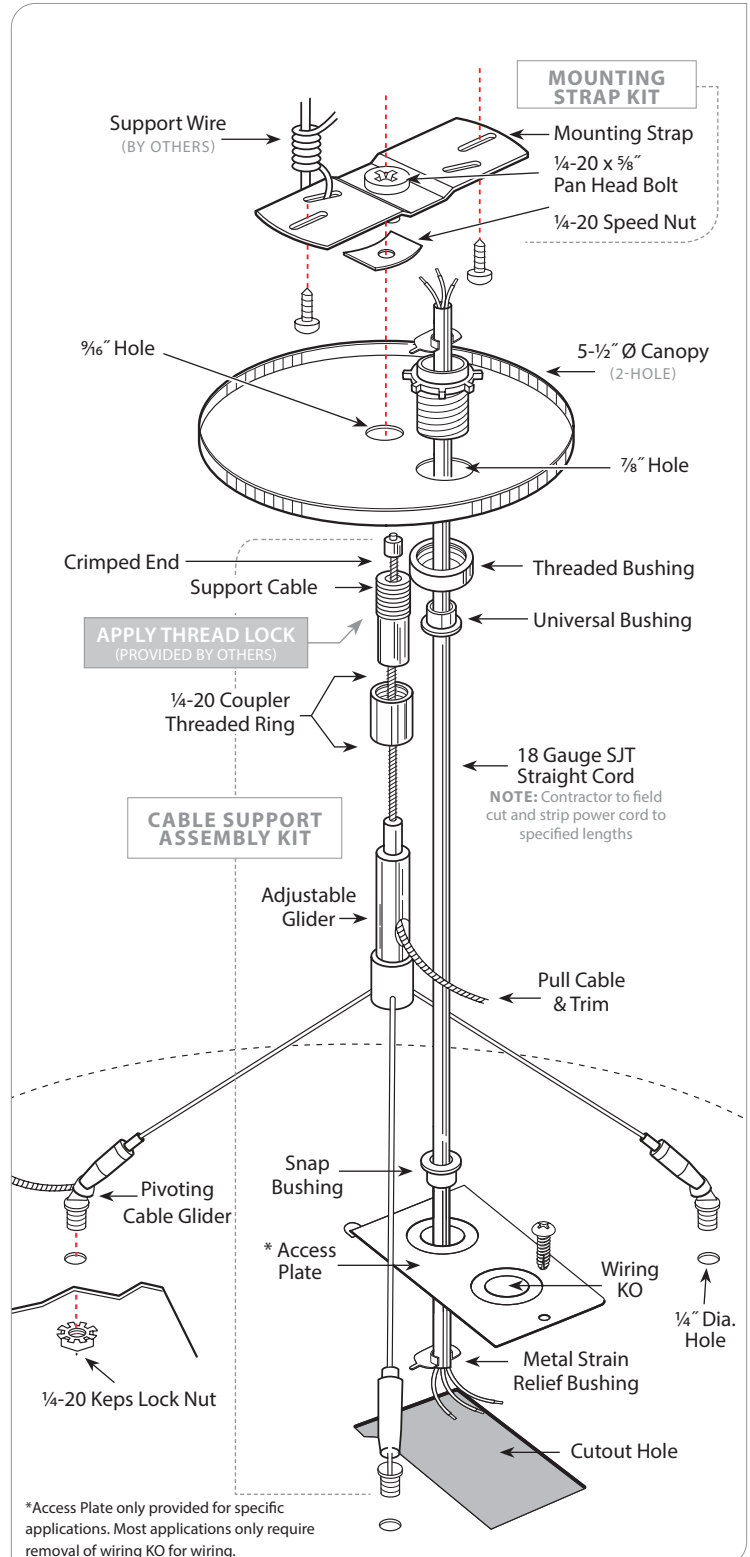
| FIXTURE | 18'-2' | 3' | 4' |
|---------------|--------|-----|-----|
| P3900 + P4000 | * 9" | 18" | 18" |
| O + C | 18" | 24" | 30" |
| Olive | 18" | 24" | 30" |

Mounting strap will accommodate a 4" octagon electricalbox without plaster ring. Refer to nec 370-16 for maximum electrical box fill.

*When D9 is ordered minimum ceiling to fixture is 18"

PARTS LIST

| PART NUMBER | DESCRIPTION | QTY |
|--|---|-----|
| MOUNTING STRAP KIT: | | |
| 19031 | Mounting Strap (X3) | 1 |
| | 1/4-20 x 5/8" Pan Head Bolt | 1 |
| | 1/4-20 Speed Nut | 1 |
| 100-00264-14 | Metal Strain Relief Bushing | 1 |
| 100-00320-14 | Snap Bushing (White) — 3 or 4 Wire | 1 |
| 28975 | 5 1/2" Diameter Canopy (White) — 2-Hole | 1 |
| 100-00284-14 | 1/2" x 1" Brass Nipple | 1 |
| 100-00239-14 | 1/2" I.P. Brass Knurled Nut | 1 |
| 100-00319-14 | Threaded Bushing | 1 |
| 100-00318-14 | White Universal Bushing | 1 |
| 100-00023-09 | 18 GA. 3 Wire SJT Cord 53"* or 96"* | 1 |
| ASSEMBLY NUMBER — *43018 (53" CABLE) / **43037 (96" CABLE) | | |
| CABLE SUPPORT ASSEMBLY KITS: | | |
| 100-00021-08* | 53" Coupler with ___" Cable | 1 |
| | 3-Way Cable Adapter | 1 |
| 100-00028-08** | 96" 1/4-20 Keps Lock Nut | 3 |
| | Pivoting Cable Glider | 3 |



WARNING: Ground fixture in accordance with local and national electrical codes. Failure to do so may result in serious personal injury. Fixture Installations should ONLY be done by a qualified licensed electrical professional.