



# P43 | Asymmetric Wall Wash

## 4" Recessed



PRUDENTIAL LTG.

PRULITE.COM 213.746.0360

**DISCONTINUED**

Click for **BionicPro**

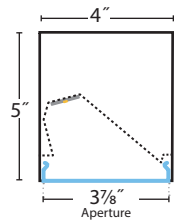


Superior optics for smooth gradient wall washes.

Outstanding performance at 80+ lm/w, no open cavity or unsightly mechanical kicker, P43 wall wash has a visual continuity with other P40 Series luminaires. See also Bionic Wall Wash (aluminum housing).

**P40 SERIES INCLUDES:**

- P40 — Direct Linear (Wash & Graze Optics)
- P46 — Direct/Indirect Linear (Wash & Graze Optics)
- P42 — 1" Regress Recessed Linear



**P43-LED3-SO-AWL-D1W**

- 3681 Delivered Lumens
- 39 Watts
- 94 lm/w
- 3000 CCT

UP TO **82 LPW**

	LO	MO	SO	HO
lm/ft	375	560	750	800
w/ft	4.6	6.5	9.5	11

[CLICK HERE](#)



Lumen output may vary +/- 5%  
3000K used for lm/ft estimates above  
3500K +2% If, 4000K +4%, 2700K -2%  
-10% LLF for 90 CRI (4K, 3500K and 3K)

See LED Details PDF for more info

SERIES	LED COLOR	OUTPUT	NOMINAL LENGTH	TRIM COLOR	SHIELDING	DISTRIBUTION	CIRCUITING	VOLTAGE	CEILING SYSTEMS	DRIVERS	OPTIONS, SENSORS & CORNERS
P43					AWL	D1W	SC				
4" Slot	LED27 2700K (90CRI) LED3 3000K LED35 3500K LED4 4000K LED3-90 90CRI LED35-90 90CRI LED4-90 90CRI	LO Low MO Medium SO Standard HO High PROG Programmable Light Output (Specify desired lm/ft or w/ft)	2' 3' 4' 6' 8' R (Row length)	TMW Textured Matte White (Standard) YGW Gloss White Y Premium Color CC Custom Color	AWL Acrylic Wall Wash Lens (D1W only) AWL-D1W	D1W Wall Wash (AWL only)	SC Single Circuit	UNV (120-277) 347 (Emergency battery requires a Step Down transformer)	X1 T-Bar 1 5/16" & 3/16" Exposed X2 Dimensional T-Bar Armstrong Interlude® X3B Hard Ceiling Flange Trim (Overhead mounting brackets) X6 Slot Grid X7 Hard Ceiling Trimless Mud-over (Concealed flange)	ND Non-Dimming DM01 0-10v, 1% Dimming (Standard) LDE1 Lutron Hi-lume 1% EcoSystem LED (Soft fade on, fade-to-black dimming, NA - HO) ECO 1% 0-10v, EldoLED (Logarithmic dimming std) ECDA 1% DALI, EldoLED (Logarithmic dimming std) SOLO 0.1% 0-10v, EldoLED (Dim-to-dark, Logarithmic dimming std) SODA 0.1% DALI, EldoLED (Dim-to-dark, Logarithmic dimming std)	EMHE CA T20 Emergency Battery (D1, D1W ~1000 delivered lumens, D1G ~75; CA Title 20 compliant; 4' or longer [remote for < 4']) CP Chicago Plenum PRUBIN Meticulous Binning and Labeling every LED Board within a 2-Step MacAdams Ellipse  SENSORS: 205-ON/OFF WattStopper PIR Occupancy 205-STEP: Dim to 50% 205-DM: Dim to 1% LUX Phillips DLH ENL Enlighted 2-Wire DLH & Environmental  CORNERS: C2 90° 2-Way Lit C2X Special Angled Connector (Consult factory)

Prudential Ltg. reserves the right to change design specifications or materials without notice. Please visit prudlite.com for most current data.  
© 2014 All rights reserved - All products manufactured at: Prudential Ltg. 1774 E. 21st Street, Los Angeles, CA 90058



# P43 | Asymmetric Wall Wash

## 4" Recessed



PRUDENTIAL LTG.

PRULITE.COM 213.746.0360

### PHOTOMETRICS

#### Standard Output:

P43-LED3-SO-AWL-D1W

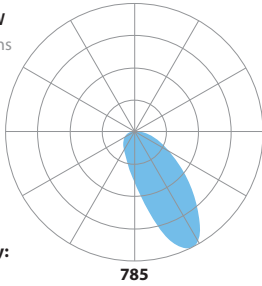
3064 Delivered Lumens

39 Watts

94 lm/w

3000 CCT

Test #32273



#### Zonal Lumen Summary:

0-90 = 100%

Vertical Angle	0°	22.5°	45°	67.5°	90°
0°	942	942	942	942	942
5°	1175	1163	1104	1019	943
15°	1966	1858	1568	1200	915
25°	2563	2478	2090	1376	858
35°	2290	2334	2272	1503	772
45°	1630	1680	1849	1486	657
55°	1036	1068	1189	1200	510
65°	555	589	663	716	332
75°	223	238	283	310	160
85°	47	47	54	60	31
90°	0	0	0	0	0

#### Luminance Chart:

Angle	0°	45°	90°
45°	19987	22681	8059
55°	15662	17972	7704
65°	11399	13595	6806
75°	7475	9493	5372
85°	4645	5326	2302

### LUMEN MAINTENANCE

Designed to last with cool running mid-power LEDs projected to maintain 90% (L90) of their initial output for 100,000 hours (at HO), and L70 exceeding 150,000 hours.

### LED SYSTEM

LED modules and drivers are field replaceable.

### PROG (OPTIONAL)

Programmable light output. Specify desired lumens or watts per linear foot. Min: 2½ w/ft, consult factory for requests above 12 w/ft.

### BINNING

Standard binning (all Prudential LED boards) includes testing at the chip level and board integration to provide consistent color temperature within a 3-step MacAdams ellipse, with +/- 5% lumen output range and +/- .004 Duv.

### PRUBIN™ (OPTIONAL)

Prudential Ltg's exclusive 'job binning' method that ensures color temperature consistency across all luminaires on a project. Meticulously testing and labeling **EVERY LED BOARD** to +/- 25 lumens, +/- 50k CCT and +/- .004 Duv — while also separating positive from negative — allows us to match color, hue and intensity throughout a project and provides a consistent color temperature within a 2-step MacAdams ellipse

### LABELS

CSA and ETL damp labeled and I.B.E.W. manufactured.

### ELECTRICAL

Must specify LED dimming controls. LED fixtures have constant current driver(s) with less than 20% THD when loaded to a minimum of 60%. Drivers sink a maximum of 6mA per driver. DM01 LED drivers are 0-10V dimmable and are compatible with most 0-10V wall slide dimmers and direct 0-10V analog signal dimmers. Max driver size 1¼" w x 1" h.

### CONSTRUCTION

- Housing: 20-gauge steel, >20% PC recycled, 100% recyclable
- Lens: Acrylic, 100% recyclable.
- Weight: 4 lbs / Ft.

### MOUNTING

Recessed into drywall or T-bar ceiling

### WARRANTY

Single-source, 5 year limited warranty covers standard components and construction



# P43 | Asymmetric Wall Wash 4" Recessed



PRUDENTIAL LTG.

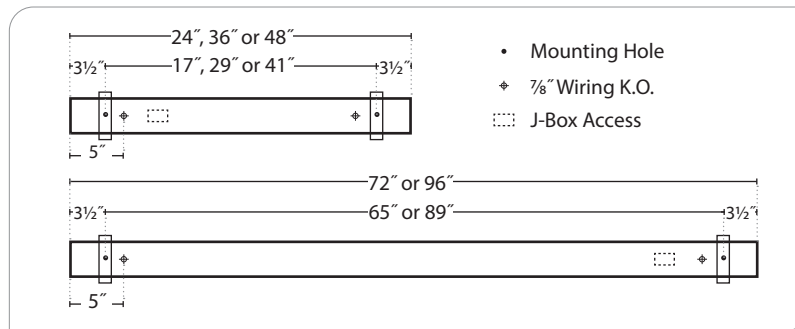
PRULITE.COM 213.746.0360

YSW – Seashell White (Matte)	YCH – Champagne (Metallic)
YSL – Silver (Metallic)	YPE – Pewter (Matte)
YRG – Rain Grey (Gloss)	YSTM – Storm Grey (Matte)
YBK – Black (Matte)	YBB – Black (Semi Gloss)
YSKM – Sky (Matte)	YMB – Military Blue (Matte)
YIB – Interstate Blue (Matte)	YSAM – Sapphire (Matte)
YFGM – Forest Green (Matte)	YBR – Bronze (Matte)
YBY – Boysenberry (Matte)	YSRM – Sunset Red (Matte)
YOR – Orange (Matte)	YDAM – Daffodil (Matte)



P43 Wall Wash visual continuity with P43 open office SAL lens

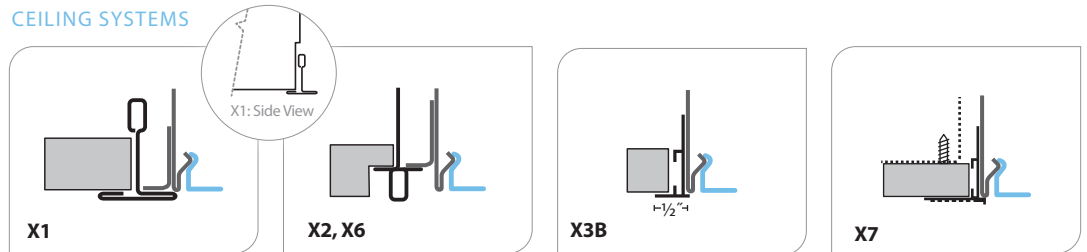
## MOUNTING LOCATIONS



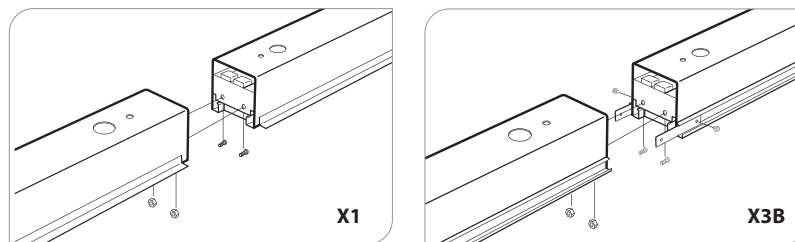
Choose from one of our Premium Colors with no set-up fee.

For paint chip samples, please email: [info@prulite.com](mailto:info@prulite.com)

## CEILING SYSTEMS



## ADJOINING DETAILS





# P43 | Asymmetric Wall Wash

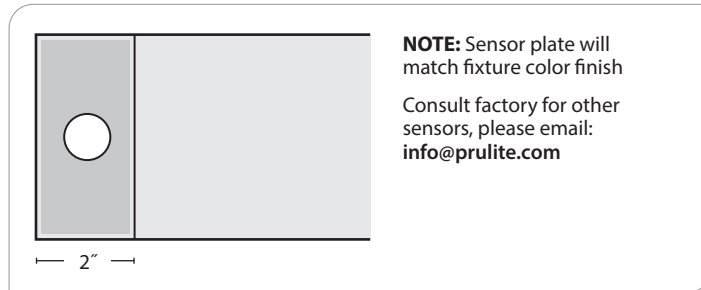

## 4" Recessed



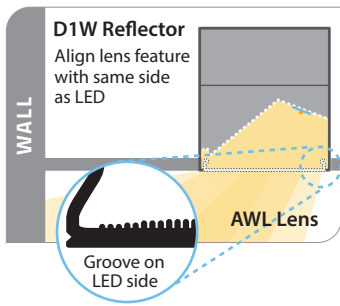
PRUDENTIAL LTG.

PRULITE.COM 213.746.0360

### CONTROL SENSORS



### WALL WASH ORIENTATION



## Wall Washing.

Our PruOptics™ reflector/refractor design delivers a high performance wall wash. No mechanical kickers needed.



Standard Output - 750 lm/ft	10	9'	40fc	76/16	4.75
-----------------------------	----	----	------	-------	------

### Footcandles on Wall

9'	26	28	29	28	26
8'	55	60	62	60	55
7'	67	73	76	73	67
6'	62	68	72	68	62
5'	51	56	59	56	51
4'	39	43	44	43	39
3'	29	31	32	32	29
2'	22	23	24	23	22
1'	16	17	17	17	16