

P4000 | Pendant

MPCA — 4-Way Mounting

INSTALLATION INSTRUCTIONS

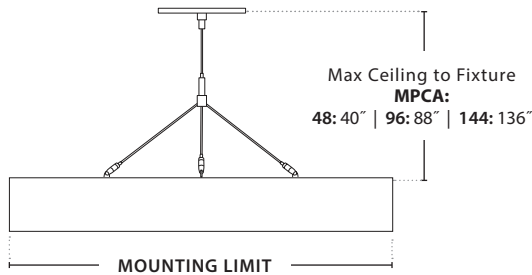
T-BAR (X1)



PRUDENTIAL LTG.

PRULITE.COM 213.746.0360

MINIMUM MOUNTING DISTANCES:



MINIMUM CEILING TO FIXTURE:

FIXTURE	18"-2'	3'-4'
P4000	9"	18"

Electrical box must be attached to A.T. clip. Refer to nec 370-16 for maximum electrical box fill. Romex clamp and electrical box (by others).

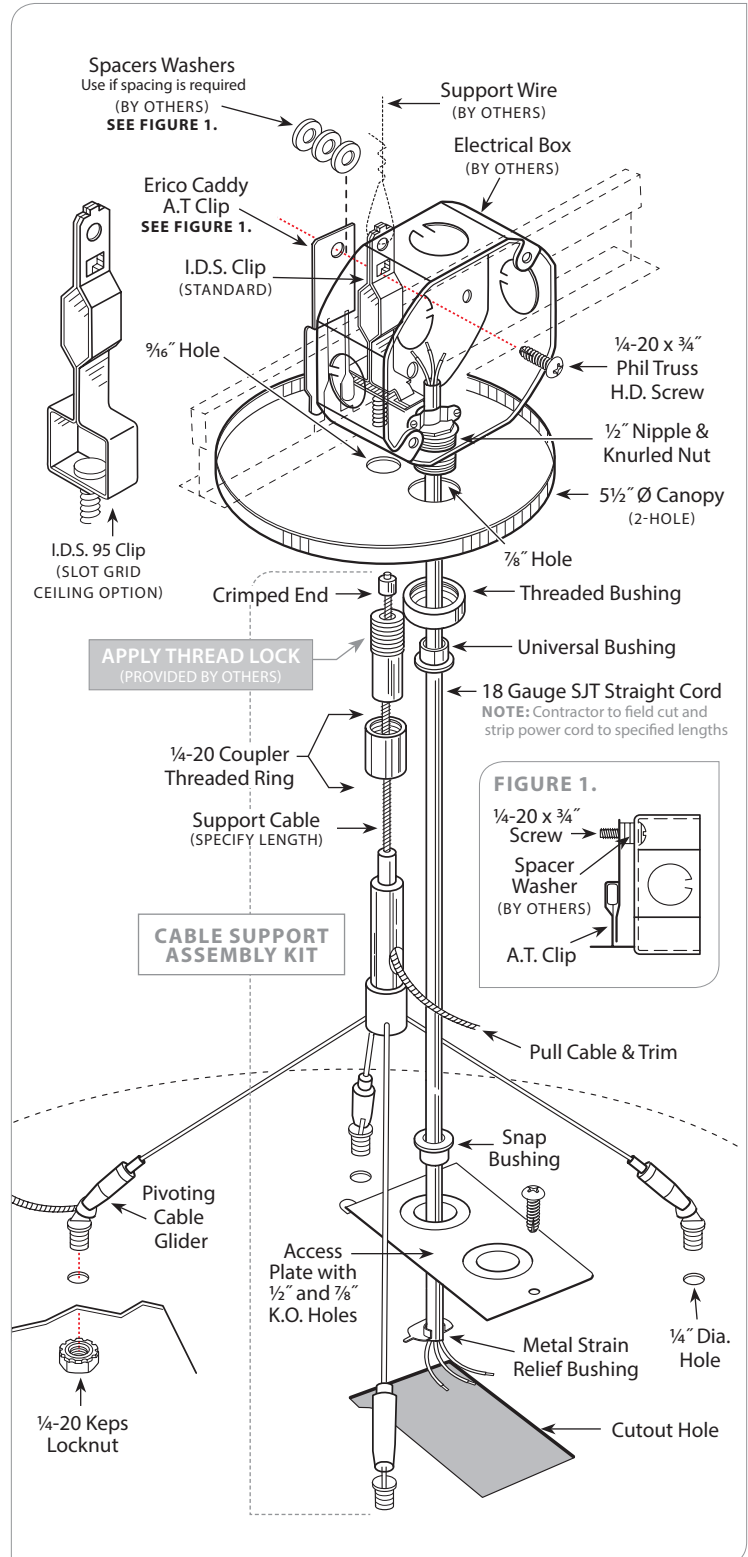
PARTS LIST

PART NUMBER	DESCRIPTION	QTY
100-00004-08	I.D.S. Clip (Standard)	1
100-00003-08	I.D.S. 95 Clip (Slot Grid Ceiling Option)	1
100-00091-08	Erico Caddy A.T Clip	1
100-00114-14	1/4-20 x 3/4" Phil Truss H.D. Screw	1
100-00063-08	Metal Strain Relief Bushing	1
100-00040-10	Snap Bushing (White) — 3 or 4 Wire	1
28975	5 1/2" Diameter Canopy (White) — 2-Hole	1
100-00238-14	1/2" x 1 1/4" Nipple	1
100-00239-14	1/2" I.P. Knurled Nut	1
100-00042-10	Threaded Bushing	1
100-00043-10	White Universal Bushing	1
100-00023-09	18 GA. 3 Wire SJT Cord 5' or 9'***	1

CABLE SUPPORT ASSEMBLY KITS:

100-00021-08*	53"	Coupler with ___ Cable	1
		3-Way Cable Adapter	1
100-00024-08**	96"	1/4-20 Keps Lock Nut	3
		Pivoting Cable Glider	3

ASSEMBLY NUMBER — *43034 (53" CABLE) / **43042 (96" CABLE)



WARNING: Ground fixture in accordance with local and national electrical codes. Failure to do so may result in serious personal injury.



Prudential Ltg. reserves the right to change design specifications or materials without notice. Please visit prulite.com for most current data.
© 2015 All rights reserved – All products manufactured at: Prudential Ltg. 1774 E. 21st Street, Los Angeles, CA 90058

P4000 | Pendant

MPCA — 4-Way Mounting

INSTALLATION INSTRUCTIONS

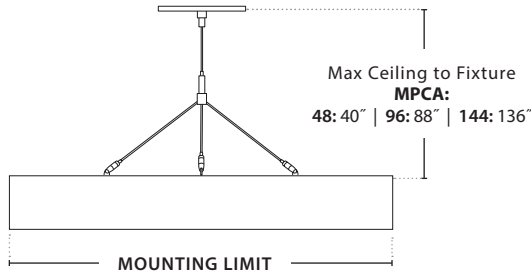
HARD CEILING (X3B)



PRUDENTIAL LTG.

PRULITE.COM 213.746.0360

MINIMUM MOUNTING DISTANCES:



MINIMUM CEILING TO FIXTURE:

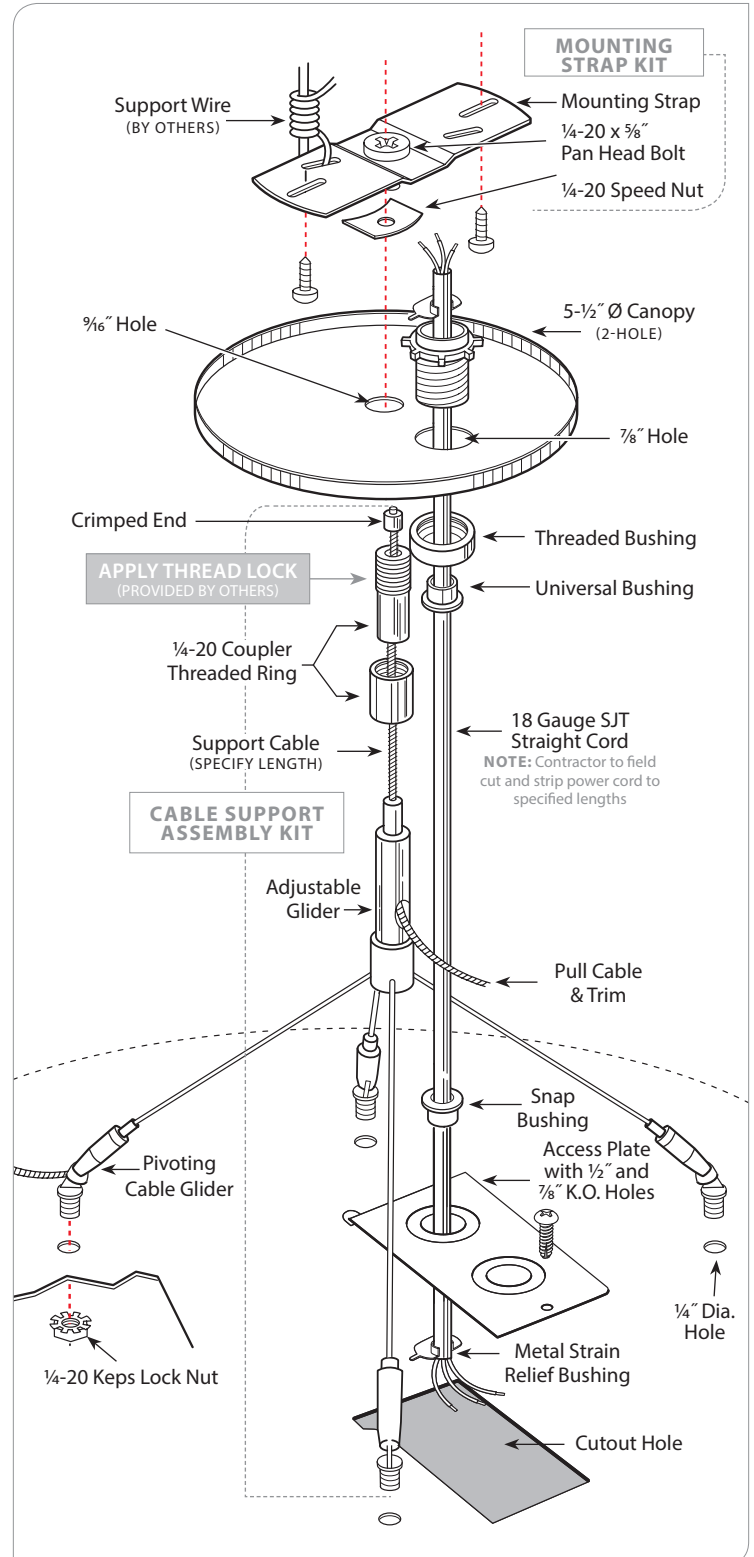
FIXTURE	18"-2'	3'-4'
P4000	9"	18"

Electrical box must be attached to A.T. clip. Refer to nec 370-16 for maximum electrical box fill. Romex clamp and electrical box (by others).

PARTS LIST

PART NUMBER	DESCRIPTION	QTY
MOUNTING STRAP KIT:		
19031	Mounting Strap (X3)	1
	1/4-20 x 5/8" Pan Head Bolt	1
	1/4-20 Speed Nut	1
100-00063-10	Metal Strain Relief Bushing	1
100-00040-10	Snap Bushing (White) — 3 or 4 Wire	1
28975	5 1/2" Diameter Canopy (White) — 2-Hole	1
100-00238-14	1/2" x 1 1/4" Nipple	1
100-00239-14	1/2" I.P. Knurled Nut	1
100-00042-10	Threaded Bushing	1
100-00043-10	White Universal Bushing	1
100-00023-09	18 GA. 3 Wire SJT Cord 5' or 9'*	1
CABLE SUPPORT ASSEMBLY KITS:		
100-00021-08*	53" Coupler with ___" Cable	1
	3-Way Cable Adapter	1
100-00028-08**	96" 1/4-20 Keps Lock Nut	3
	Pivoting Cable Glider	3

ASSEMBLY NUMBER — *43035 (53" CABLE) / **43041 (96" CABLE)



WARNING: Ground fixture in accordance with local and national electrical codes. Failure to do so may result in serious personal injury.



Prudential Ltg. reserves the right to change design specifications or materials without notice. Please visit prudlite.com for most current data.
© 2015 All rights reserved – All products manufactured at: Prudential Ltg. 1774 E. 21st Street, Los Angeles, CA 90058