



# Quad Frame | 4PM Mounting (X3)

## INSTALLATION INSTRUCTIONS



PRUDENTIAL LTG.

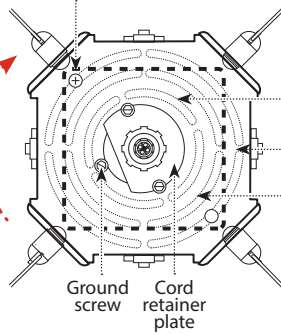
PRULITE.COM 213.746.0360

### GENERAL NOTES

- Contractor to field cut and strip power cord to specified lengths
- Trim excess cable no less than 3" beyond gripper outlet

#### ROTATIONAL ADJUSTMENT

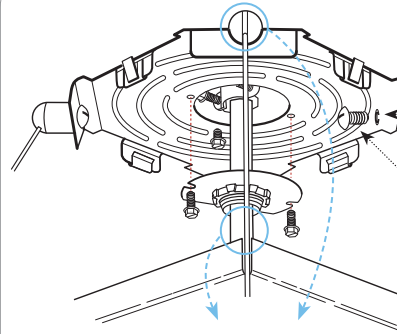
Loosen j-box screws to rotate  
4 point mounting plate



Radial slots for 4" square  
to round plaster ring  
Radial slots for 4"x4"  
square box  
Radial slots for 4"x4"  
octagonal box

Ground  
screw  
Cord  
retainer  
plate

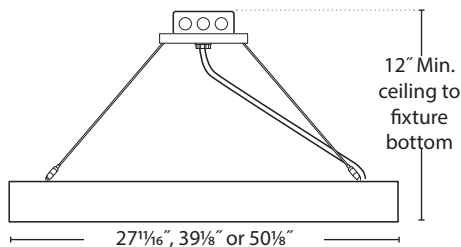
FIGURE 2.



Lock washer,  
1/4" internal tooth  
P/N 100-00068-14  
1/4-20 x 3/8" round HD.  
Machine Screw  
P/N 100-00099-08

Cable slot on coupler must be  
parallel with slot on canopy

#### INSTALLED ELEVATION:

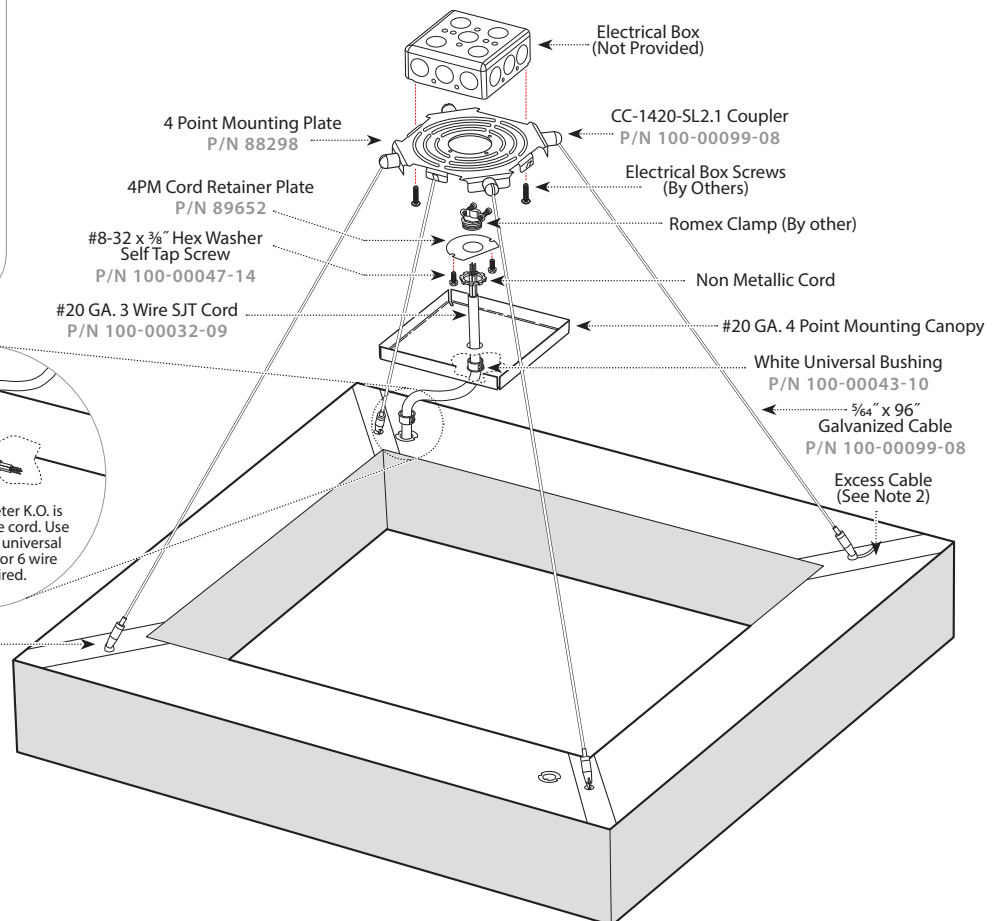
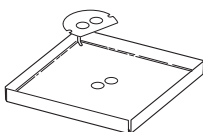


White Snap Bushing  
P/N 100-00040-10  
Strain Relief Bushing  
P/N 100-00063-10

**NOTE:** 1/2" Diameter K.O. is  
standard 3 & 4 wire cord. Use  
3/8" diameter with universal  
bushing when 5 or 6 wire  
cord is required.

18ZG-1420e-315 Gripper  
P/N 100-00099-08

**For Dual Feed  
Installations – We  
Provide A 2-Hole  
Canopy And 2-Hole  
Cord Retainer Plate**



**WARNING:** Ground fixture in accordance with local and national electrical codes. Failure to do so may result in serious personal injury.



Prudential Ltg. reserves the right to change design specifications or materials without notice. Please visit prulite.com for most current data.  
© 2015 All rights reserved – All products manufactured at: Prudential Ltg. 1774 E. 21st Street, Los Angeles, CA 90058



# Quad Frame | 4PM Mounting (X1)

## INSTALLATION INSTRUCTIONS



PRUDENTIAL LTG.

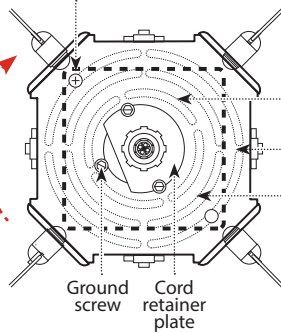
PRULITE.COM 213.746.0360

### GENERAL NOTES

- Contractor to field cut and strip power cord to specified lengths
- Trim excess cable no less than 3" beyond gripper outlet

#### ROTATIONAL ADJUSTMENT

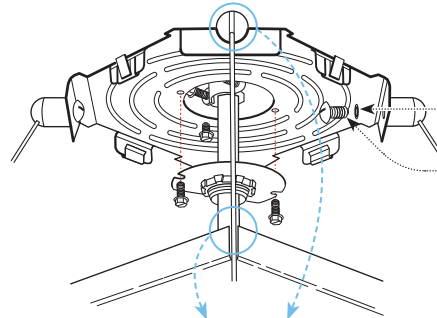
Loosen j-box screws to rotate  
4 point mounting plate



Radial slots for 4" square  
to round plaster ring  
Radial slots for 4"x4"  
square box  
Radial slots for 4"x4"  
octagonal box

Ground  
screw  
Cord  
retainer  
plate

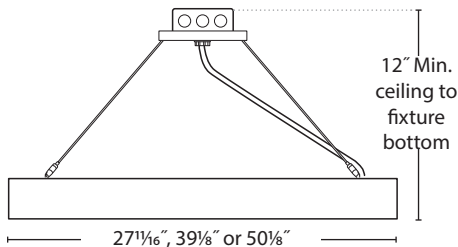
FIGURE 2.



Lock washer,  
1/4" internal tooth  
P/N 100-00068-14  
1/4-20 x 3/8" round HD.  
Machine Screw  
P/N 100-00099-08

Cable slot on coupler must be  
parallel with slot on canopy

#### INSTALLED ELEVATION:



12" Min.  
ceiling to  
fixture  
bottom

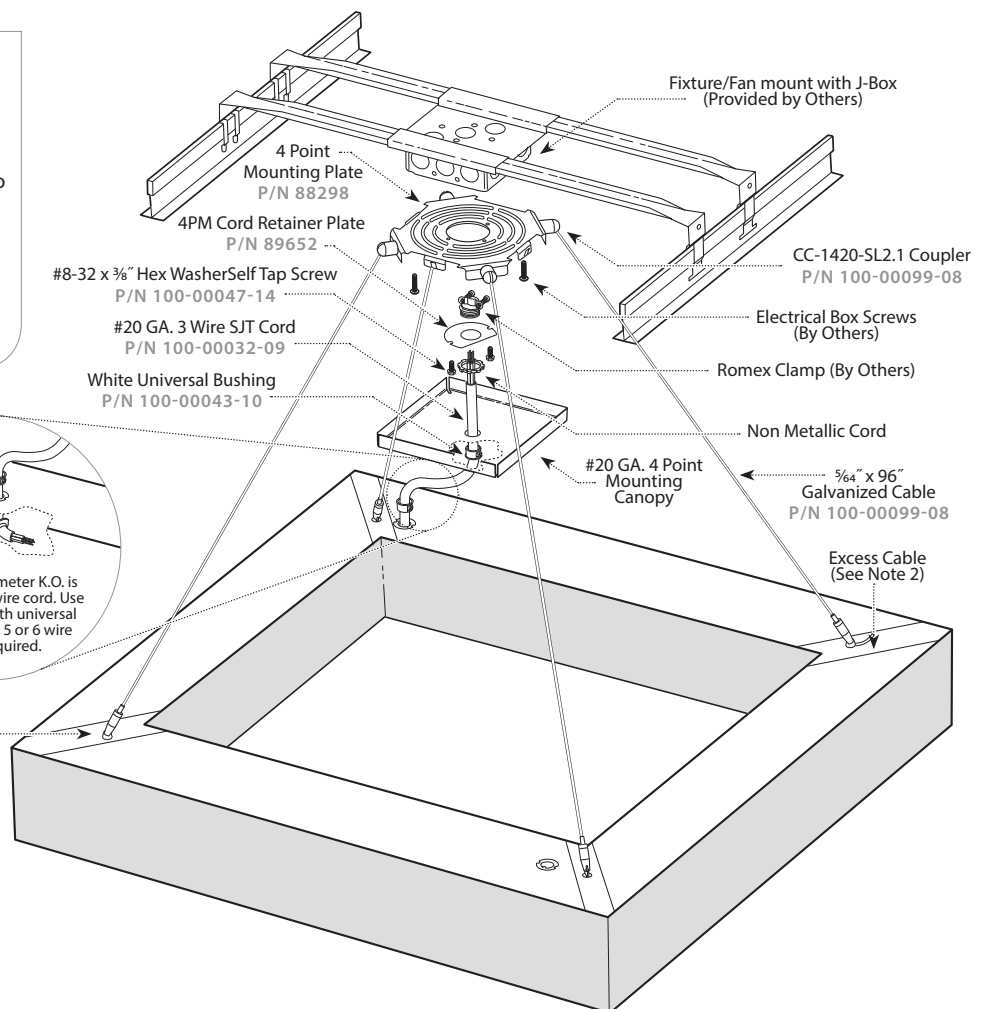
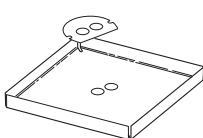
27 1/16", 39 3/8" or 50 1/8"

White Snap Bushing  
P/N 100-00040-10  
Strain Relief Bushing  
P/N 100-00063-10

**NOTE:** 1/2" Diameter K.O. is  
standard 3 & 4 wire cord. Use  
3/8" diameter with universal  
bushing when 5 or 6 wire  
cord is required.

18ZG-1420e-315 Gripper  
P/N 100-00099-08

**For Dual Feed  
Installations – We  
Provide A 2-Hole  
Canopy And 2-Hole  
Cord Retainer Plate**



**WARNING:** Ground fixture in accordance with local and national electrical codes. Failure to do so may result in serious personal injury.



Prudential Ltg. reserves the right to change design specifications or materials without notice. Please visit [prulite.com](http://prulite.com) for most current data.  
© 2015 All rights reserved – All products manufactured at: Prudential Ltg. 1774 E. 21st Street, Los Angeles, CA 90058