




Quad | Pendant Patterns




PRUDENTIAL LTG.


PRULITE.COM 213.746.0360



MARRAKESH



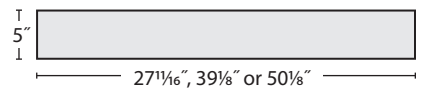
MADRID



NAIROBI

Type:

Job:



UP TO 90 LM/W

	LO	MO	SO	HO
QD-22: lm/ft	1700	2300	3400	5500
w/ft	28	40	60	100
QD-33: lm/ft	4100	5500	8000	12500
w/ft	63	90	135	218

Signature designs for a distinctive look

— 3 standard patterns available in P4000 Sky Rounds & Quads



SERIES	LED COLOR	OUTPUT	SHIELDING	PAT-TERN	COLOR/ FINISH	DISTRI-BUTION	CIRCU-ITING	VOLT-AGE	MOUNTING	CEILING SYSTEMS	DRIVERS	OPTIONS
			FWA									
QD-22 2' x 2' (29 lbs) QD-33 3' x 3' (47 lbs) NOTE: 4' Quad NA with patterns	LED3 3000K LED35 3500K LED4 4000K	LO Low MO Medium SO Standard HO High PROG Program- mable Light Output (Specify desired lm or w/fixture) NOTES: Specify separate output Down / Up if desired eg. LO/ HO (Low Down, High Up) Consult factory for uplight lumen output 14: NA LO or MO Uplight unless Downlight is same output level	FWA White Acrylic Lens (Flat)	MDR Madrid MRK Mar- rakesh NRB Nairobi	TMW Tex- tured Matte White (Standard) YGW Gloss White Y_— Pre- mium Color CC Custom Color NOTE: All canopies are painted the same color as the fixture unless specified otherwise	D1 Direct Solid Top NOTE: Only 1 row of LEDs D9 Semi- Direct NOTE: Only 1 row of LEDs, 17% Up, 83% Down. To specify more or less Up- light, see Output.	SC Single Circuit DC Dual Circuit (Two feeds required, D9 only)	UNV (120- 277) 347 (Emer- gency battery requires a Step Down trans- former)	SUR Surface Mount (1" Standoff from ceiling) 4SPM48", 96" or 144 Square Cast Aluminum Canopy (Min from fixture to ceiling 14: 24", 22: 14", 24: 24", 33: 22", 44; 30") 4RPM48", 96" or 144 Round Cast Aluminum Canopy (Min from fixture to ceiling 14: 24", 22: 14", 24: 24", 33: 22", 44; 30") CA48", 96" or 144" Aircraft Cable (Adjustable) SSC_ Top- Swivel Stem Mount (Specify length)	X1 T-Bar 1 5/16" or 9/16" Exposed (Standard) Consult fac- tory for 3/8" Regular X3 Hard Ceiling X6 Slot Grid or Interlude	ND Non-Dimming DM01 0-10v, 1% Dimming (Standard) LDE5 Lutron 5-Series EcoSystem LED LDE1 Lutron Hi-lume 1% EcoSystem LED (Soft fade on, fade-to-black dimming) ECO 1% 0-10v, EldoLED (Logarithmic dimming std) ECDA 1% DALI, EldoLED (Logarithmic dimming std) SOLO 0.1% 0-10v, EldoLED (Dim-to-dark, Logarithmic dimming std) SODA 0.1% DALI, EldoLED (Dim-to-dark, Logarithmic dimming std)	EMHE CA T20 Emergency Battery (14: Remote only; 22-44: 800 delivered lumens, SUR-Remote only within 30' of fixture; CA Title 20 compliant) IBC Insulated Braided Cord PRUBIN Meticulous Binning and Labeling every LED Board within a 2-Step MacAdams Ellipse



Quad | Pendant Patterns



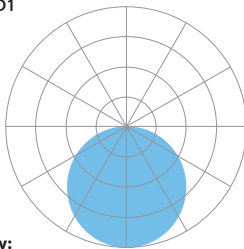
PRUDENTIAL LTG.

PRULITE.COM 213.746.0360

D1 DIRECT

QUAD-30-LED35-MO-D1

5551 Delivered Lumens
62 Watts
90 lm/w
3500 CCT
#LM-63-2002



1911

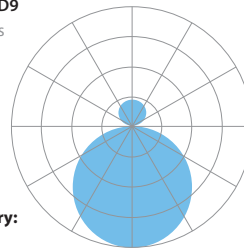
Zonal Lumen Summary:
0-90 = 100%

Vertical Angle	0°	22.5°	45°	67.5°	90°
0°	1911	1911	1911	1911	1911
5°	1902	1902	1902	1902	1903
15°	1833	1832	1833	1833	1835
25°	1698	1699	1700	1701	1703
35°	1505	1507	1510	1512	1515
45°	1267	1269	1273	1276	1278
55°	993	994	999	1003	1003
65°	694	698	702	706	705
75°	394	400	402	406	402
85°	116	119	120	122	119
90°	0	0	0	0	0

D9 SEMI-DIRECT

QUAD-20-LED35-HO-D9

9003 Delivered Lumens
110 Watts
82 lm/w
4000 CCT
#102953252LAX-001



2613

Zonal Lumen Summary:
0-90 = 83%
90-180 = 17%

Vertical Angle	0°	22.5°	45°	67.5°	90°
0°	2613	2613	2613	2613	2613
5°	2601	2601	2600	2600	2599
15°	2503	2502	2501	2500	2500
25°	2317	2317	2314	2312	2311
35°	2053	2052	2048	2043	2044
45°	1722	1723	1718	1712	1710
55°	1344	1343	1338	1332	1329
65°	938	936	931	926	925
75°	530	528	523	520	521
85°	154	154	150	150	152
90°	74	76	66	35	9
95°	101	95	74	48	33
115°	214	207	188	166	165
125°	282	278	260	242	240
135°	354	348	336	315	314
145°	415	409	400	390	389
155°	464	459	453	447	444
165°	497	495	491	488	487
175°	514	513	511	511	512
180°	514	514	514	514	514

LUMEN MAINTENANCE

Designed to last with cool running mid-power LEDs projected to maintain 90% (L90) of their initial output for 100,000 hours (at HO), and L70 exceeding 150,000 hours.

LED SYSTEM LED modules and drivers are field replaceable.

PROG (OPTIONAL) Programmable light output. Specify desired lumens or watts, consult factory for min and max on Sky Oculus Series.

BINNING Standard binning (all Prudential LED boards) includes testing at the chip level and board integration to provide consistent color temperature within a 3-step MacAdams ellipse. +/- 100 lumens, +/- 100k CCT and +/- .004 Duv

PRUBIN™ (OPTIONAL) Prudential Ltg's exclusive 'job binning' method that ensures color temperature consistency across all luminaires on a project. Meticulously testing and labeling **EVERY LED BOARD** to +/- 25 lumens, +/- 50k CCT and +/- .004 Duv — while also separating positive from negative — allows us to match color, hue and intensity throughout a project and provides a consistent color temperature within a 2-step MacAdams ellipse

LABELS

ETL damp labeled and I.B.E.W. manufactured.

ELECTRICAL Must specify LED dimming controls. LED fixtures have constant current driver(s) with less than 20% THD when loaded to a minimum of 60%. Drivers sink a maximum of 6mA per driver. DM10 LED drivers are 0-10V dimmable and are compatible with most 0-10V wall slide dimmers and direct 0-10V analog signal dimmers.

CONSTRUCTION

Housing	Extruded aluminum, >25% PC recycled, 100% recyclable
Lens	Flat acrylic, 100% recyclable
Weight	QD-14 + QD-22: 29 lbs QD-24 + QD-33: 47 lbs QD-44: 62 lbs

MOUNTING Surface or suspended by aircraft cables, top-swivel stems

WARRANTY Single-source, 5 year limited warranty covers standard components and construction.



Quad | Pendant Patterns



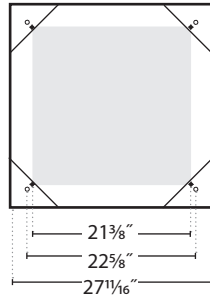
PRUDENTIAL LTG.

PRULITE.COM 213.746.0360

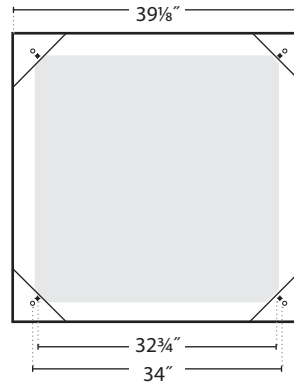
YSW – Seashell White (Matte)	YCH – Champagne (Metallic)
YSL – Silver (Metallic)	YPE – Pewter (Matte)
YRG – Rain Grey (Gloss)	YSTM – Storm Grey (Matte)
YBK – Black (Matte)	YBB – Black (Semi Gloss)
YSKM – Sky (Matte)	YMB – Military Blue (Matte)
YIB – Interstate Blue (Matte)	YSAM – Sapphire (Matte)
YFGM – Forest Green (Matte)	YBR – Bronze (Matte)
YBY – Boysenberry (Matte)	YSRM – Sunset Red (Matte)
YOR – Orange (Matte)	YDAM – Daffodil (Matte)

MOUNTING LOCATIONS

- Stem Mount
- ◆ Cable Mount



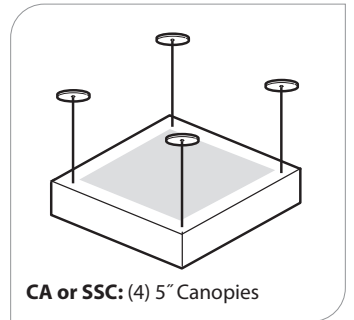
Quad: 2' x 2'



Quad: 3' x 3'

MOUNTING OPTIONS

4SPM




CA or SSC: (4) 5" Canopies

Choose from one of our Premium Colors with no set-up fee.


For paint chip samples, please email: info@prulite.com

PATTERNS

MADRID




4020

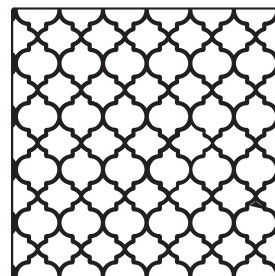


4030

MARRAKESH




4020




4030

NAIROBI



4020



4030