




Zenith™ Out | Pendant



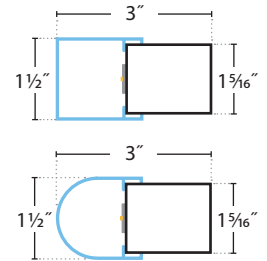
PRUDENTIAL LTG.

PRULITE.COM 213.746.0360



Type:


Job:



ALSO AVAILABLE...



Zenith In



Zenith Down



Zenith Up

Our original halo of light.

Start with 90° angles, and let your imagination take it from there. Zenith Out elevates a simple strip of light into an architectural luminaire with clean lines and dramatic presence.

ZES-22-LED4-LO
3826 Delivered Lumens
34 Watts
113 lm/w
Light Labs Test #31978

UP TO **115** LM/W

	LO	MO	SO
22:	Im 3800	5000	7000
	w 34	44	72
33:	Im 5750	7500	10500
	w 50	66	108
44:	Im 7650	9950	14100
	w 67	88	140
48:	Im 15300	19900	28000
	w 134	172	280

[CLICK HERE](#)

Additional Zenith options (In, Up and Down) offer a wide range of distributions and aesthetics.



Lumen output may vary +/- 5% 4000K used for lm/ft estimates above 3500K -2% If, 3000K -4%, 2700K -6% -10% LLF for 90 CRI (4K, 3500K and 3K)

See LED Details PDF for more info

SERIES	NOMINAL LENGTH	LED COLOR	OUTPUT	SHIELDING	COLOR/FINISH	CIRCUITING	VOLTAGE	MOUNTING	CEILING SYSTEMS	DRIVERS	OPTIONS
ZES Square Lens	22 2' x 2'	LED27 2700K (90CRI)	LO Low	SAL Satin Acrylic	TMW Textured Matte White	SC Single Circuit	UNV (120-277)	4PM Square 4 Point Mounting - 96" or 200" Cable (Min 12" from fixture to ceiling)	X1 T-Bar 1 1/2" or 3/4" Exposed (Standard) Consult factory for 3/8" Tegular	ND Non-Dimming DM01 0-10v, 1% Dimming (Standard) DM10 0-10v, 10% Dimming STEP Step Dimming, 100-50-Off, Osram	EML* Emergency Battery, Low (850 delivered lumens)
ZER Round Lens	33 3' x 3' 44 4' x 4' 48 4' x 8'	LED3 3000K LED35 3500K LED4 4000K LED3-90 90CRI LED35-90 90CRI LED4-90 90CRI	MO Medium SO Standard PROG Programmable Light Output (Specify desired lm/ft or w/ft)		YGW Gloss White (Standard) Y_ Premium Color CC Custom Color		347 (Emergency battery requires a Step Down transformer)	NOTE: 4PM-X1/X6 requires additional part by others, www.erico.com 512HDFM35 NOTE: Fixture may spin with air movement CA48", 96" or 144" Aircraft Cable (Adjustable)	X3 Hard Ceiling X6 Slot Grid or Interlude	NOTE: Lumens and watts per foot may differ for STEP drivers, consult factory LDE5 5-Series EcoSystem LED LDE1 Hi-lume 1% EcoSystem LED (Soft fade on, fade-to-black dimming) LTE Hi-lume 1% 2-Wire LED Driver (120V forward phase only) ECO 1% 0-10v, EldoLED (Logarithmic dimming std) ECDA 1% DALI, EldoLED (Logarithmic dimming std) SOLO 0.1% 0-10v, EldoLED (Dim-to-dark, Logarithmic dimming std) SODA 0.1% DALI, EldoLED (Dim-to-dark, Logarithmic dimming std)	EMH* Emergency Battery, High (1175 delivered lumens) * NA 2', integral for 3' and 4' IBC Insulated Braided Cord PRUBIN Meticulous Binning and Labeling every LED Board within a 2-Step MacAdams Ellipse



Prudential Ltg. reserves the right to change design specifications or materials without notice. Please visit prulite.com for most current data. © 2014 All rights reserved - All products manufactured at: Prudential Ltg. 1774 E. 21st Street, Los Angeles, CA 90058

Pendant

1

04-05-2019



2 x 2 PHOTOMETRICS

Low Output:

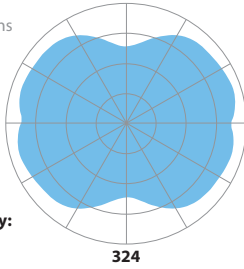
ZES-22-LED4-LO

3826 Delivered Lumens

34 Watts

113 lm/w

Test #31978



Zonal Lumen Summary:

0-90 (Down) = 50%

90-180 (Up) = 50%

Vertical Angle	0°	22.5°	45°	67.5°	90°
0°	219	219	219	219	219
5°	223	224	222	221	223
15°	247	249	248	246	245
25°	276	280	282	277	272
35°	294	302	308	300	291
45°	298	310	319	310	297
55°	300	312	320	313	300
65°	307	316	318	317	308
75°	314	321	316	319	313
85°	308	314	304	309	305
90°	300	305	297	305	300
95°	303	309	304	315	310
105°	312	319	317	324	318
115°	307	317	320	321	312
125°	299	312	320	314	302
135°	296	308	318	310	298
145°	290	299	306	301	292
155°	272	276	279	277	273
165°	246	246	248	248	246
175°	224	223	223	224	224
180°	220	220	220	220	220

LUMEN MAINTENANCE

Designed to last with cool running mid-power LEDs projected to maintain 90% (L90) of their initial output for 100,000 hours (at HO), and L70 exceeding 150,000 hours.

LED SYSTEM LED modules and drivers are field replaceable.

PROG (OPTIONAL) Programmable light output. Specify desired lumens or watts per fixture.

BINNING Standard binning (all Prudential LED boards) includes testing at the chip level and board integration to provide consistent color temperature within a 3-step MacAdams ellipse, with +/- 5% lumen output range and +/- .004 Duv.

PRUBIN™ (OPTIONAL) Prudential Ltg's exclusive 'job binning' method that ensures color temperature consistency across all luminaires on a project. Meticulously testing and labeling EVERY LED BOARD to +/- 25 lumens, +/- 50k CCT and +/- .004 Duv — while also separating positive from negative — allows us to match color, hue and intensity throughout a project and provides a consistent color temperature within a 2-step MacAdams ellipse.

LABELS ETL damp labeled and I.B.E.W. manufactured.

ELECTRICAL Must specify LED dimming controls. LED fixtures have constant current driver(s) with less than 20% THD when loaded to a minimum of 60%. Drivers sink a maximum of 6mA per driver. DM10 LED drivers are 0-10V dimmable and are compatible with most 0-10V wall slide dimmers and direct 0-10V analog signal dimmers. Max driver size 1¼" w x 1" h.

CONSTRUCTION

Housing Die-formed 22-gauge steel, >20% PC recycled, 100% recyclable

Corners Injection molded satin acrylic, 100% recyclable

Lens Extruded acrylic, 100% recyclable

MOUNTING Fixture is to be suspended with aircraft cables or surface mounted.

WEIGHT
22: 15 lbs
33: 22 lbs
44: 30 lbs

WARRANTY Single-source, 5 year limited warranty covers standard components and construction.



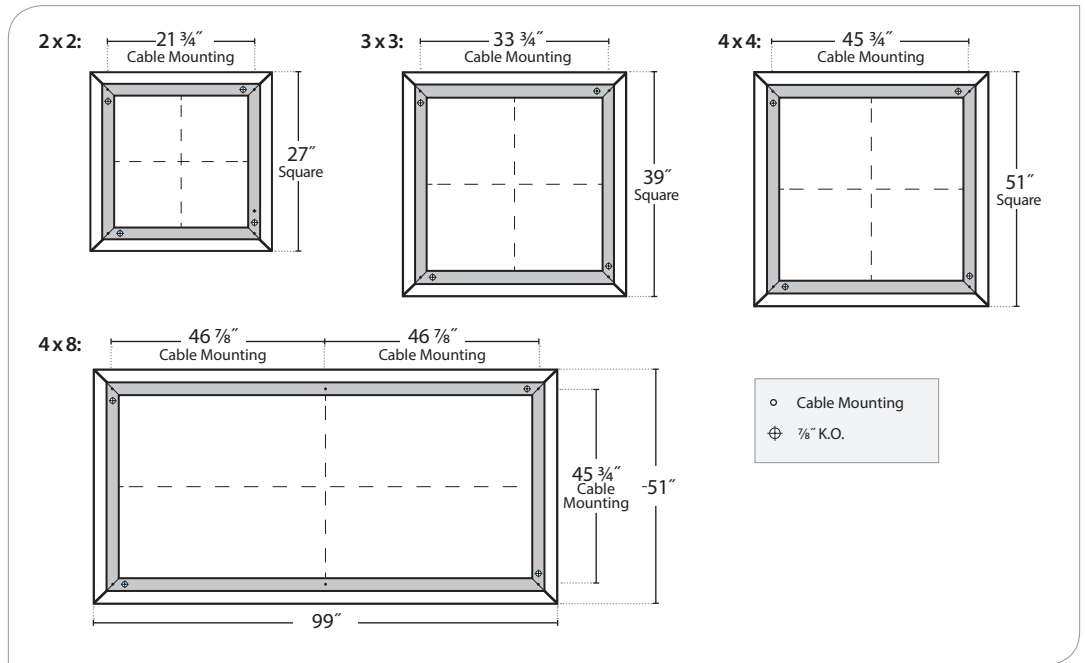


YSW – Seashell White (Matte)	YCH – Champagne (Metallic)
YSL – Silver (Metallic)	YPE – Pewter (Matte)
YRG – Rain Grey (Gloss)	YSTM – Storm Grey (Matte)
YBK – Black (Matte)	YBB – Black (Semi Gloss)
YSKM – Sky (Matte)	YMB – Military Blue (Matte)
YIB – Interstate Blue (Matte)	YSAM – Sapphire (Matte)
YFGM – Forest Green (Matte)	YBR – Bronze (Matte)
YBY – Boysenberry (Matte)	YSRM – Sunset Red (Matte)
YOR – Orange (Matte)	YDAM – Daffodil (Matte)



Client | LPA Inc. Architect | LPA Inc.

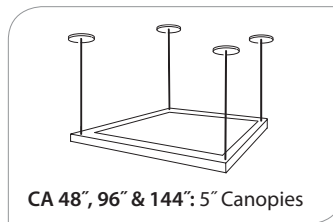
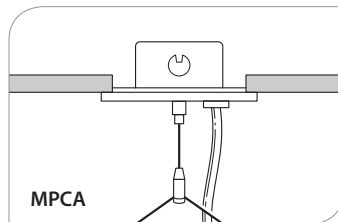
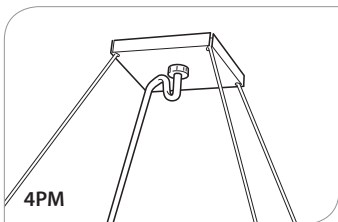
DIMENSIONS



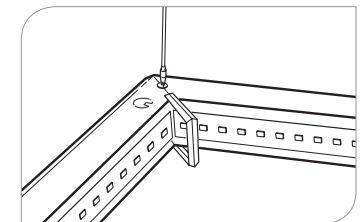
Choose from one of our Premium Colors with no set-up fee.

For paint chip samples, please email: info@prulite.com

MOUNTING



CORNER DETAIL





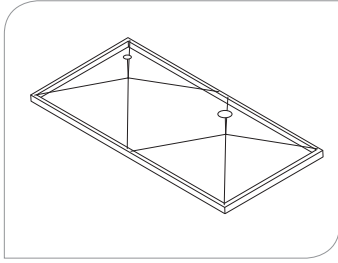
Zenith™ Out | Pendant



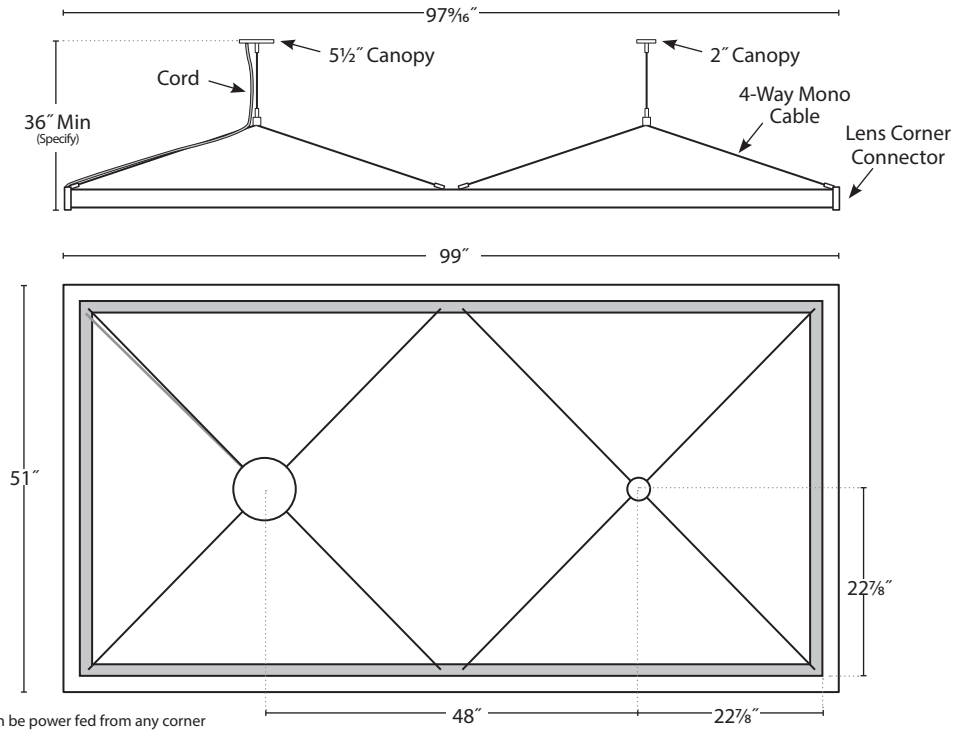
PRUDENTIAL LTG.

PRULITE.COM 213.746.0360



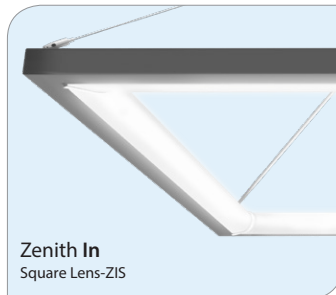
MOUNTING DETAILS



MPCA: MONOPOINT MOUNTING



COMPLIMENTARY FIXTURES



Prudential Ltg. reserves the right to change design specifications or materials without notice. Please visit prulite.com for most current data. © 2014 All rights reserved - All products manufactured at: Prudential Ltg. 1774 E. 21st Street, Los Angeles, CA 90058

Pendant

4

04-05-2019