

P4000 Sky | Pendant & Surface Patterns



PRUDENTIAL LTG.


PRULITE.COM 213.746.0360



MADRID



NAIROBI




MARRAKESH

Signature designs for a distinctive look

— 3 standard patterns available in P4000 Sky Rounds & Quads

Declare. Made in the USA



SERIES	LED COLOR	OUTPUT	SHIELDING	PATTERN	COLOR/ FINISH	DISTRIBUTION	CIRCUITING	VOLTAGE	MOUNTING	CEILING SYSTEMS	DRIVERS	OPTIONS
			FWA									
P4018 18" Dia. (MPCA only, 11 lbs)	LED27 2700K (90CRI)	LO Low	FWA Flat White Acrylic Lens (Standard)	MDR Madrid	TMW Textured Matte White (Standard)	D1 Direct	SC Single Circuit	UNV (120-277)	SUR Surface Mount CA48", 96" or 144" Aircraft Cable (Adjustable)	X1 T-Bar 1 5/16" or 9/16" Exposed (Standard) Consult factory for % Tegular	ND Non-Dimming DM01 0-10v, 1% Dimming (Standard)	EMHE CA T20 Emergency Battery (18"-2"; Remote only, 3"-4": 900 delivered lumens; CA Title 20 compliant)
P4020 2" Dia. (22 lbs)	LED3 3000K	MO Medium		MRK Mar- rakesh	YGW Gloss White	D9 Semi- Direct (20-30% uplight, NA - Surface)	DC Dual Circuit (Two feeds required, D9 only)	347 (Emergency battery requires a Step Down trans- former)	3/4RPM48", 96" or 144" Round Cast Aluminum Canopy (3RPM: Min from fixture to ceiling 18": 6", 2": 6" / 4RPM: 3": 10", 4": 15")	X3 Hard Ceiling	LDE1 Lutron Hi-lume 1% EcoSystem LED (Soft fade on, fade-to-black dimming)	EML Emergency Battery (2": 500 deliv- ered lumens)
P4030 3" Dia. (35 lbs)	LED35 3500K	SO Standard		NRB Nairobi	Y Premium Color	To specify more or less Up- light, see Output.			3/4SPM48", 96" or 144" Square Cast Aluminum Canopy (3SPM: Min from fixture to ceiling 18": 6", 2": 6" / 4RPM: 3": 10", 4": 15")	X6 Slot Grid or Interlude	ECO 1% 0-10v, EldoLED (Logarithmic dimming std)	IBC Insulat- ed Braided Cord
P4040 4" Dia. (50 lbs)	LED4 4000K	HO High			CC Custom Color	NOTES: NA - 18", 2" D9 DC LO			MPCA48", 96" or 144" Monopoint Mounting (For 18" & 2": 9" min. from fixt. to ceiling, for 3": 18" from fixt. to ceiling. NA P4040)		SOLO 0.1% 0-10v, EldoLED (Dim-to-dark, Logarithmic dimming std)	
	LED3-90 90CRI	PROG Program- mable Light Output (Specify desired lm or w/ fixture)			LUXE METAL- LICS: YBZ Bronze YCP Copper YPenny YGN Gold Nugget	18" mini- mum from fixture to ceiling recom- mended			SSC Top-Swivel Stem Mount for Hard Ceilings (Specify length in inches)		SODA 0.1% DALI, EldoLED (Dim-to-dark, Logarithmic dimming std)	
	LED35-90 90CRI	NOTES: Specify separate output Down / Up if desired eg. LO/ HO (Low Down, High Up) Consult factory for uplight lumen output			NOTES: Top plate is always Gloss White for optical perfor- mance. All canopies are painted the same color as the fixture unless specified otherwise.							
	LED4-90 90CRI											

P4000 Sky | Pendant & Surface Patterns



PRUDENTIAL LTG.

PRULITE.COM 213.746.0360

D1 — PHOTOMETRICS

P4030-LED35-SO-FWA-NRB-D1

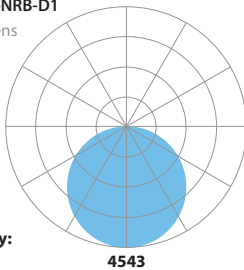
6861 Delivered Lumens

110 Watts

63 lm/w

TEST

#103596064LAX-001



Zonal Lumen Summary:
0-90 = 100%

4543

Vertical Angle	0	25	45	65	90
0	2385	2385	2385	2385	2385
5	2375	2375	2373	2373	2374
15	2290	2287	2286	2288	2288
25	2124	2118	2120	2122	2122
35	1890	1875	1878	1881	1883
45	1589	1574	1578	1583	1585
55	1244	1227	1234	1240	1241
65	870	854	861	866	868
75	493	477	484	490	493
85	144	131	134	138	139
90	0	0	0	0	0

LUMEN OUTPUT:

Direct (D1)

		LO	MO	SO	HO
18°:	lm	950	1800	2000	2400
	w	19	33	39	47
2°:	lm	2000	2750	3750	5750
	w	35	54	67	97
3°:	lm	3750	5400	6850	10250
	w	55	85	110	175
4°:	lm	5300	6800	10250	16000
	w	88	110	174	281

LUMEN MAINTENANCE

Designed to last with cool running mid-power LEDs projected to maintain 90% (L90) of their initial output for 100,000 hours (at HO), and L70 exceeding 150,000 hours.

LED SYSTEM LED modules and drivers are field replaceable.

PROG (OPTIONAL) Programmable light output. Specify desired lumens or watts per fixture.

BINNING Standard binning (all Prudential LED boards) includes testing at the chip level and board integration to provide consistent color temperature within a 3-step MacAdams ellipse, with +/- 5% lumen output range and +/- .004 Duv.

LABELS ETL damp labeled and I.B.E.W. manufactured.

ELECTRICAL Must specify LED dimming controls. LED fixtures have constant current driver(s) with less than 20% THD when loaded to a minimum of 60%. Drivers sink a maximum of 6mA per driver. DM01 LED drivers are 0-10V dimmable and are compatible with most 0-10V wall slide dimmers and direct 0-10V analog signal dimmers. Max driver size 2.38" w x 1.5" h.

CONSTRUCTION

Housing Extruded aluminum, rolled and welded, >25% PC recycled, 100% recyclable

Lens Convex (subtle drop mitigates lamp image) or flat acrylic, 100% recyclable

MOUNTING Surface or suspended by straight aircraft cables, top-swivel stems

WARRANTY Single-source, 5 year limited warranty covers standard components and construction.

P4000 Sky | Pendant & Surface Patterns



PRUDENTIAL LTG.

PRULITE.COM 213.746.0360

FINISH COLORS

STANDARD:

TMW — Textured Matte White	YGW — Gloss White
----------------------------	-------------------

PREMIUM:

YSW — Seashell White (Matte)	YRG — Rain Grey (Gloss)
YPE — Pewter (Matte)	YSTM — Storm Grey (Matte)
YBK — Black (Matte)	YBB — Black (Semi Gloss)
YSKM — Sky (Matte)	YMB — Military Blue (Matte)
YSAM — Sapphire (Matte)	YIB — Interstate Blue (Matte)
YBR — Bronze (Matte)	YSRM — Sunset Red (Matte)
YOR — Orange (Matte)	YDAM — Daffodil (Matte)
YFGM — Forest Green (Matte)	YSL — Silver (Metallic)
YCH — Champagne (Metallic)	
LUXE METALLICS:	
YCP — Copper Penny (Metallic)	YGN — Gold Nugget (Metallic)
YBZ — Bronze (Metallic)	

Choose from one of our Premium Colors with no set-up fee.

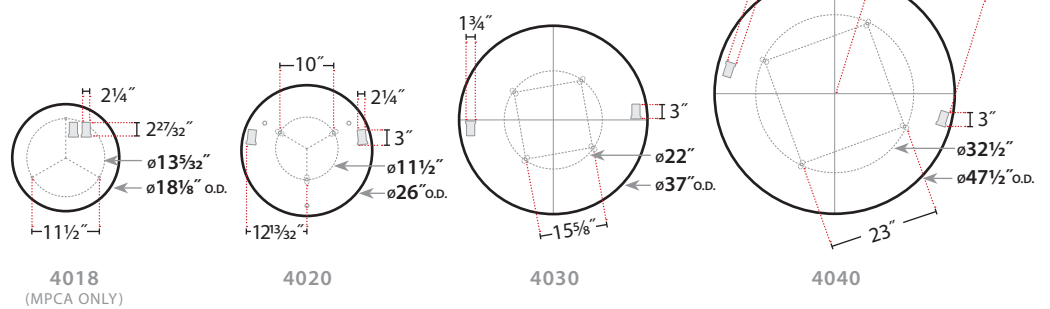
For paint chip samples, please email: info@prulite.com



MOUNTING LOCATIONS

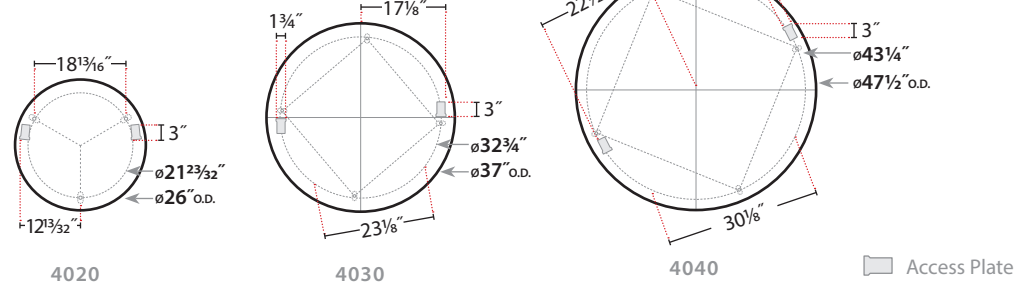
MPCA & CAX:

TOP VIEW

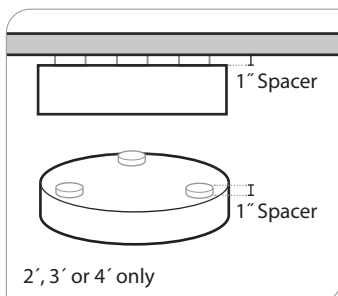


STEM & SUR:

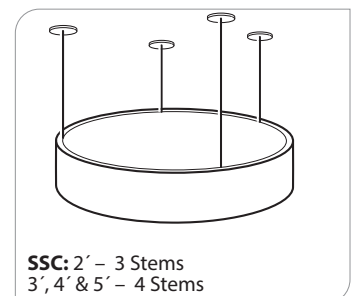
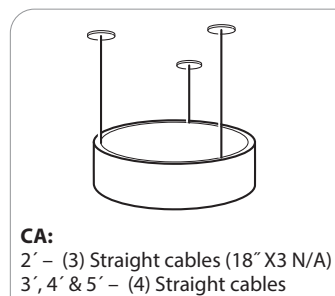
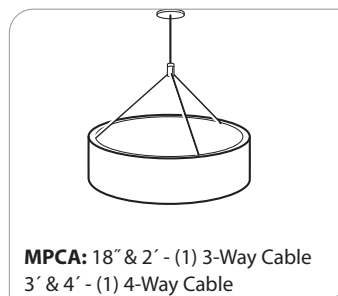
TOP VIEW



SURFACE STANDOFF



MOUNTING CABLES





PATTERNS

MADRID

4018

4020

4030

4040

MARRAKESH

4018

4020

4030

4040

NAIROBI

4018

4020

4030

4040