



# P3900 | Pendant & Surface



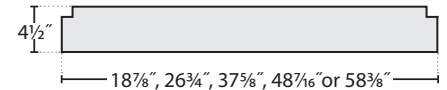
PRUDENTIAL LTG.

PRULITE.COM 213.746.0360



Type:

Job:



### A top-selling classic.

Hand-spun steel housing with a soft radius edge. Often partnered with our P8900 recessed rounds. Compare with our new P4000. Twenty one premium colors (no set-up fee).

NEW 5' size now available.

**P3930 - LED35-SO-D1**  
 11889 Delivered Lumens  
 113 Watts  
 106 lm/w



NOTE: P3900 and P4000 use the same IES tests

### LUMEN OUTPUT:

Direct (D1) D9 ON NEXT PAGE

		LO	MO	SO	HO
18"	lm	950	1650	1950	2150
	w	19	33	39	47
2'	lm	2100	3150	3900	4100
	w	35	54	67	97
3'	lm	5800	9100	11889	17700
	w	56	87	113	177
4'	lm	9200	11500	18200	28000
	w	88	110	174	281
5'	lm	12500	20000	26750	39000
	w	120	200	270	400



CLICK HERE

Lumen output may vary +/- 5% 3500K used for lm/ft estimates above 4000K +2% llf, 3000K -2%, 2700K -4% -10% LLF for 90 CRI (4K, 3500K and 3K)

See LED Details PDF for more info

SERIES	LED COLOR	OUTPUT	SHIELD-ING	COLOR/FINISH	DISTRI-BUTION	CIRCUIT-ING	VOLT-AGE	MOUNTING	CEILING SYSTEMS	DRIVERS	OPTIONS
P3918 18" Dia.	LED27 2700K (90CRI)	LO Low	FWA Flat White Acrylic Lens	TMW Textured Matte White	D1 Direct	SC Single Circuit	UNV (120- 277)	SUR Surface Mount NA 3950-X1 Tbar	X1 T-Bar Exposed	ND Non-Dimming	EML Emergency Battery, Low (P3918: 400, Re- mote only; P3920: 500; P3930- 40-50: 900 delivered lumens)
P3920 2" Dia.	LED3 3000K	MO Medium	VWA Convex White Acrylic Lens (1" Max Drop)	YGW Gloss White (Standard)	D9 Semi- Direct (20-30% uplight, NA - Surface) To specify more or less Up- light, see Output.	DC Dual Circuit (Two feeds required, D9 only)	347 (Emer- gency battery requires a Step Down trans- former)	MPCA Monopoint Mounting (For 18" & 2' - 9" min. from fixt. to ceiling, for 3' & 4' fixt. 18" from fixt. to ceiling. NA 5')	X3 Hard Ceiling	DM10 0-10v, 10% Dimming (Standard) DM01 0-10v, 1% Dimming STEP Step Dimming, 100-50-Off, Osram	EMH Emergency Battery, High (P3918-20: 400, Remote only; P3920: 500; P3930- 40-50: 1250 delivered lumens)
P3930 3" Dia.	LED35 3500K	SO Standard	Y Premium Color	CC Custom Color	NOTE: NA - 18", 2' D9 DC LO			CA48", 96" or 144" Aircraft Cable (Adjustable)	X6 Slot Grid	LDE5 5-Series EcoSystem LED LDE1 Hi-lume 1% EcoSystem LED (Soft fade on, fade-to-black dimming) LTE Hi-lume 1% 2-Wire LED Driver (120V forward phase only) ECO 1% 0-10v, EldoLED (Logarithmic dimming std) ECDA 1% DALI, EldoLED (Logarithmic dimming std)	IBC Insulated Braided Cord
P3940 4" Dia.	LED4 4000K	HO High	NOTES: Specify separate output Down / Up if desired eg. LO/HO (Low Down, High Up) Consult factory for uplight lumen output P3918: NA-LO or MO; Uplight unless Downlight is same output level	NOTE: Top plate is always Gloss White for optical performance All canopies are painted the same color as the fixture. Consult fac- tory to specify	NOTE: 18" mini- mum from fixture to ceiling recom- mended			SSC Top-Swivel Stem Mount for Hard Ceilings (Specify length in inches)		SOLO 0.1% 0-10v, EldoLED (Dim-to-dark, Logarithmic dimming std) SODA 0.1% DALI, EldoLED (Dim-to-dark, Logarithmic dimming std)	PRUBIN Meticulous Binning and Labeling every LED Board within a 2-Step MacAdams Ellipse
P3950 5" Dia.	LED3-90 90CRI LED35-90 90CRI LED4-90 90CRI										



Prudential Ltg. reserves the right to change design specifications or materials without notice. Please visit prulite.com for most current data.  
© 2014 All rights reserved - All products manufactured at: Prudential Ltg. 1774 E. 21st Street, Los Angeles, CA 90058

Sky Oculus Series

1

09-20-2019



# P3900 | Pendant & Surface



PRUDENTIAL LTG.

PRULITE.COM 213.746.0360

## D1 — DIRECT

### Standard Output:

P3930-LED35-SO-VWA-D1

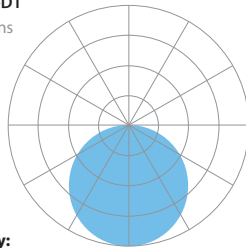
11889 Delivered Lumens

113 Watts

106 lm/w

3500 CCT

Test #L031511001



4543

### Zonal Lumen Summary: 0-90 (Down) = 100%

Vertical Angle	0°	25°	45°	65°	90°
0°	4543	4543	4543	4543	4543
5°	4524	4524	4524	4524	4524
15°	4353	4353	4353	4353	4353
25°	4034	4034	4034	4034	4034
35°	3584	3584	3584	3584	3584
45°	2935	2935	2935	2935	2935
55°	2081	2081	2081	2081	2081
65°	1282	1282	1282	1282	1282
75°	527	527	527	527	527
85°	126	126	126	126	126
90°	0	0	0	0	0

### Luminance Chart:

Angle	0°	45°	90°
45°	6487	6487	6487
55°	5670	5670	5670
65°	4741	4741	4741
75°	3182	3182	3182
85°	2259	2259	2259

## D9 — SEMI-DIRECT

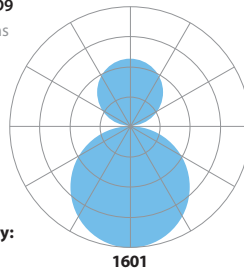
### P3930-LED4-LO-FWA-D9

6140 Delivered Lumens

59 Watts

104 lm/w

Test #L041411809



1601

### Zonal Lumen Summary: 0-90 (Down) = 67% 90-180 (Up) = 33%

Vertical Angle	0°	25°	45°	65°	90°
0°	1601	1601	1601	1601	1601
5°	1591	1591	1591	1591	1591
15°	1528	1528	1528	1528	1528
25°	1409	1409	1409	1409	1409
35°	1243	1243	1243	1243	1243
45°	1039	1039	1039	1039	1039
55°	810	810	810	810	810
65°	583	583	583	583	583
75°	339	339	339	339	339
85°	119	119	119	119	119
90°	0	0	0	0	0
95°	40	35	31	30	33
115°	141	151	178	173	169
125°	256	219	223	263	258
135°	351	353	357	358	354
145°	445	446	449	450	446
155°	529	529	531	531	528
165°	592	592	592	591	589
175°	626	629	629	624	622
180°	629	629	629	629	629

### LUMEN OUTPUT: Direct/Indirect (D9)

D1 ON  
PREVIOUS  
PAGE

	LO	MO	SO	HO	Uplight	
18":	lm	1765	3300	3500	4200	30%
	w	23	42	47	58	
2":	lm	3750	5250	6550	9350	14%
	w	43	59	76	110	
3":	lm	6140	9875	12975	19300	19%
	w	60	95	125	194	
4":	lm	9740	14300	19190	28250	25%
	w	97	142	193	296	
5":	lm	13700	22500	30000	43000	25%
	w	133	222	300	444	

## LUMEN MAINTENANCE

Designed to last with cool running mid-power LEDs projected to maintain 90% (L90) of their initial output for 100,000 hours (at HO), and L70 exceeding 150,000 hours.

**LED SYSTEM** LED modules and drivers are field replaceable.

**PROG** (OPTIONAL) Programmable light output. Specify desired lumens or watts per fixture.

**BINNING** Standard binning (all Prudential LED boards) includes testing at the chip level and board integration to provide consistent color temperature within a 3-step MacAdam ellipse, with +/- 5% lumen output range and +/- .004 Duv.

**PRUBIN™** (OPTIONAL) Prudential Ltg's exclusive 'job binning' method that ensures color temperature consistency across all luminaires on a project. Meticulously testing and labeling **EVERY LED BOARD** to +/- 25 lumens, +/- 50k CCT and +/- .004 Duv — while also separating positive from negative — allows us to match color, hue and intensity throughout a project and provides a consistent color temperature within a 2-step MacAdam ellipse.

## LABELS

ETL damp labeled and I.B.E.W. manufactured.

## ELECTRICAL

Must specify LED dimming controls. LED fixtures have constant current driver(s) with less than 20% THD when loaded to a minimum of 60%. Drivers sink a maximum of 6mA per driver. DM10 LED drivers are 0-10V dimmable and are compatible with most 0-10V wall slide dimmers and direct 0-10V analog signal dimmers.

## CONSTRUCTION

**Housing** Spun 20 gauge steel, >20% PC recycled, 100% recyclable  
**Lens** Convex (subtle drop mitigates lamp image) or flat acrylic, 100% recyclable

## MOUNTING

Surface or suspended by straight aircraft cables, top-swivel stems

## WARRANTY

Single-source, 5 year limited warranty covers standard components and construction.



Prudential Ltg. reserves the right to change design specifications or materials without notice. Please visit prulite.com for most current data. © 2014 All rights reserved - All products manufactured at: Prudential Ltg. 1774 E. 21st Street, Los Angeles, CA 90058



# P3900 | Pendant & Surface



PRUDENTIAL LTG.

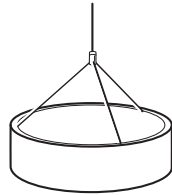
PRULITE.COM 213.746.0360

YSW – Seashell White (Matte)	YCH – Champagne (Metallic)
YSL – Silver (Metallic)	YPE – Pewter (Matte)
YRG – Rain Grey (Gloss)	YSTM – Storm Grey (Matte)
YBK – Black (Matte)	YBB – Black (Semi Gloss)
YSKM – Sky (Matte)	YMB – Military Blue (Matte)
YIB – Interstate Blue (Matte)	YSAM – Sapphire (Matte)
YFGM – Forest Green (Matte)	YBR – Bronze (Matte)
YBY – Boysenberry (Matte)	YSRM – Sunset Red (Matte)
YOR – Orange (Matte)	YDAM – Daffodil (Matte)



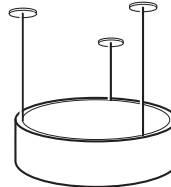
## MOUNTING CABLES

### MPCA Monopoint Mounting:



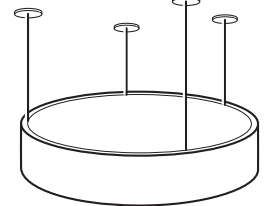
18" / 2': (1) 3-Way Cable  
3' / 4': (1) 4-Way Cable

### CA Aircraft Cable:



2': (3) Straight Cables (18"-X3 N/A)  
3' / 4': (4) Straight Cables  
Canopies: 5.5" Wide

### SSC Top-Swivel Stem Mount:



2': (3) Stems  
3' / 4': (4) Stems  
Canopies: 5.5" Wide

Choose from one of our Premium Colors with no set-up fee.

For paint chip samples, please email: [info@prulite.com](mailto:info@prulite.com)

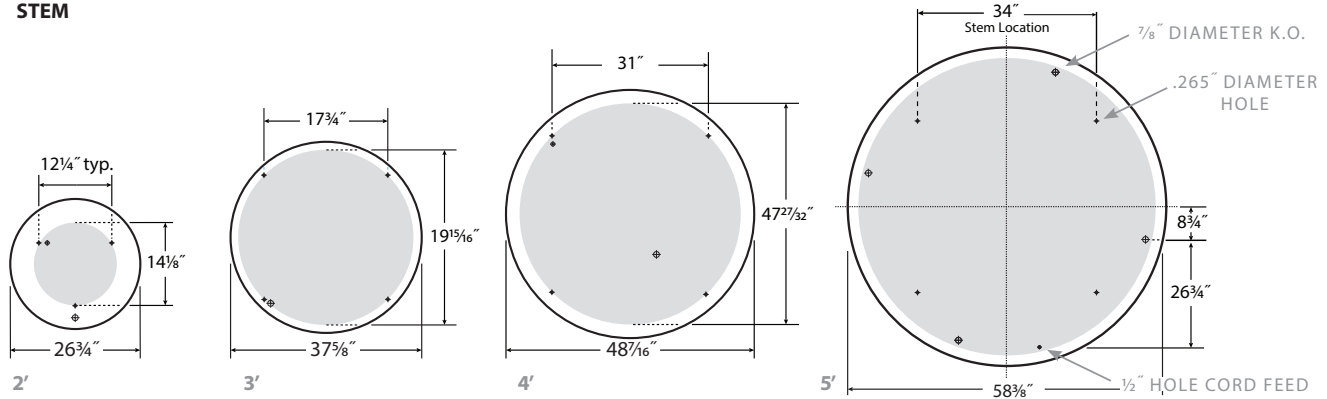


Prudential Ltg. reserves the right to change design specifications or materials without notice. Please visit [prulite.com](http://prulite.com) for most current data. © 2014 All rights reserved – All products manufactured at: Prudential Ltg. 1774 E. 21st Street, Los Angeles, CA 90058



MOUNTING LOCATIONS

STEM



3/4RPM, MPCA, CAX & SUR

- ◆  $\frac{1}{4}"$  Mounting hole
- ⊕  $\frac{7}{8}"$  Wiring K.O.

