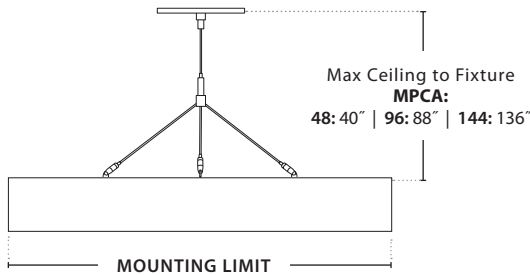




INSTALLATION INSTRUCTIONS

T-BAR (X1)

MINIMUM MOUNTING DISTANCES:



MINIMUM CEILING TO FIXTURE:

FIXTURE	18"-2'	3'	4'
P3900 + P4000	* 9"	18"	18"
O + C	18"	24"	30"
Olive	18"	24"	30"

Mounting strap will accommodate a 4" octagon electrical box without plaster ring. Refer to nec 370-16 for maximum electrical box fill.

*When D9 is ordered minimum ceiling to fixture is 18"

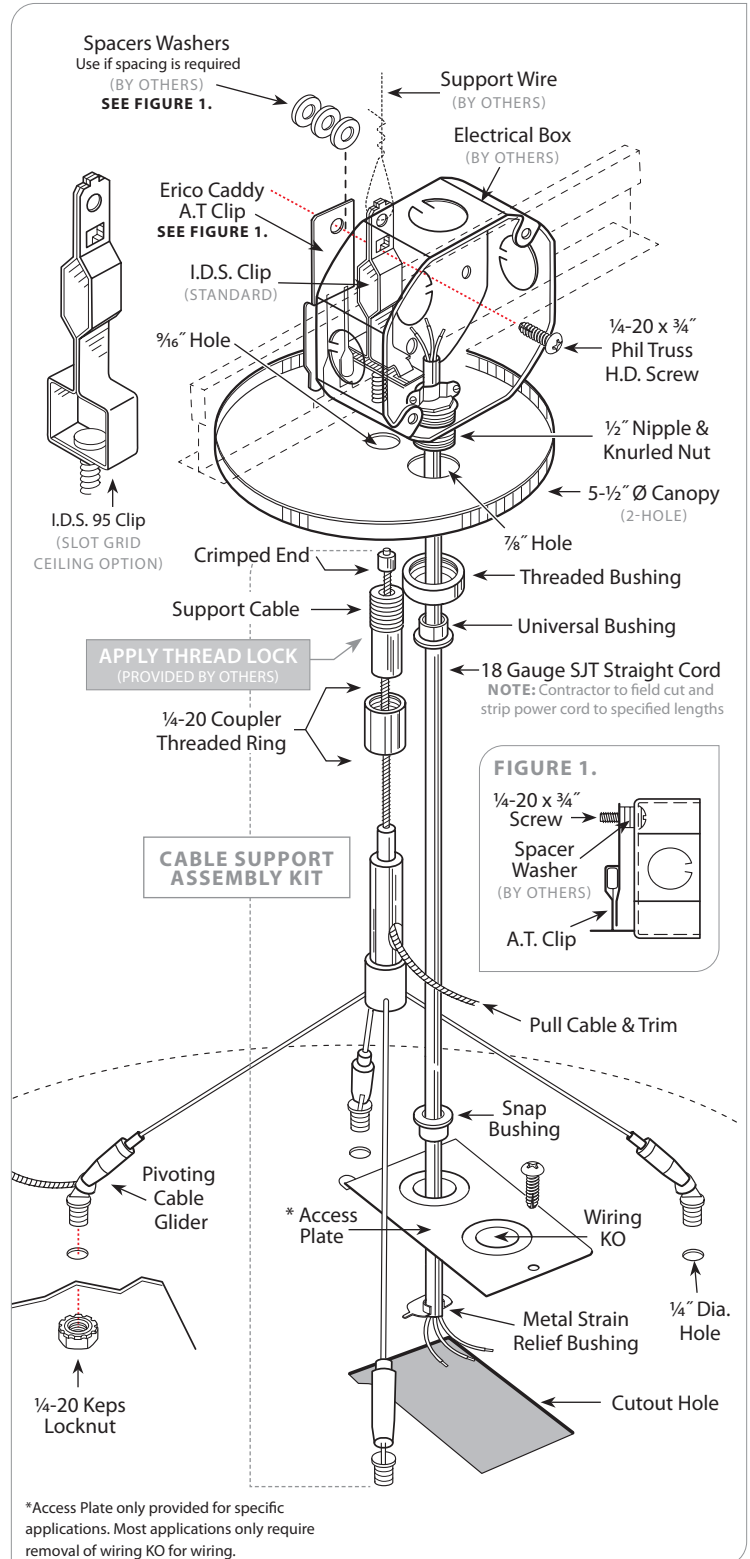
PARTS LIST

PART NUMBER	DESCRIPTION	QTY
106701	BioPro Access Plate	1
100-00004-08	I.D.S. Clip (Standard)	1
100-00003-08	I.D.S. 95 Clip (Slot Grid Ceiling Option)	1
100-00091-08	Erico Caddy A.T Clip	1
100-00114-14	1/4-20 x 3/4" Phil Truss H.D. Screw	1
100-00063-08	Metal Strain Relief Bushing	1
100-00040-10	Snap Bushing (White) — 3 or 4 Wire	1
28975	5 1/2" Diameter Canopy (White) — 2-Hole	1
100-00238-14	1/2" x 1 1/4" Nipple	1
100-00239-14	1/2" I.P. Knurled Nut	1
100-00042-10	Threaded Bushing	1
100-00043-10	White Universal Bushing	1
100-00023-09	18 GA. 3 Wire SJT Cord 5"* or 9"***	1

CABLE SUPPORT ASSEMBLY KITS:

100-00021-08*	53"	Coupler with ___ Cable	1
		3-Way Cable Adapter	1
100-00024-08**	96"	1/4-20 Keps Lock Nut	3
		Pivoting Cable Glider	3

ASSEMBLY NUMBER — *43034 (53" CABLE) / **43042 (96" CABLE)



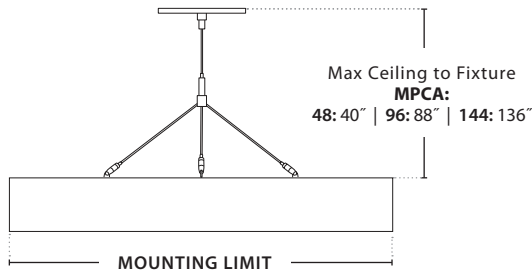
WARNING: Ground fixture in accordance with local and national electrical codes. Failure to do so may result in serious personal injury.



INSTALLATION INSTRUCTIONS

HARD CEILING (X3B)

MINIMUM MOUNTING DISTANCES:



MINIMUM CEILING TO FIXTURE:

FIXTURE	18'-2'	3'	4'
P3900 + P4000	* 9"	18"	18"
O + C	18"	24"	30"
Olive	18"	24"	30"

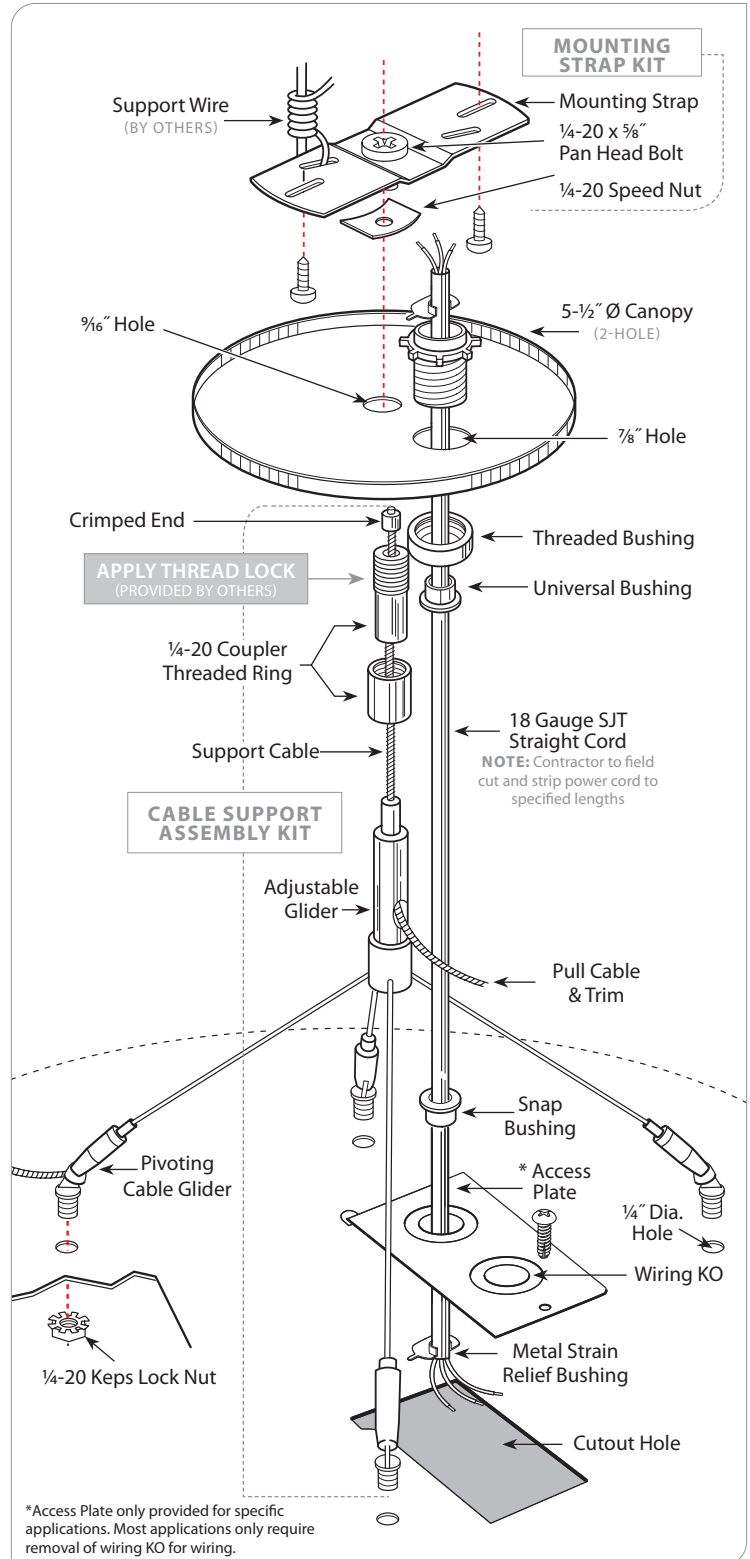
Mounting strap will accommodate a 4" octagon electricalbox without plaster ring. Refer to nec 370-16 for maximum electrical box fill.

*When D9 is ordered minimum ceiling to fixture is 18"

PARTS LIST

PART NUMBER	DESCRIPTION	QTY
MOUNTING STRAP KIT:		
19031	Mounting Strap (X3)	1
	1/4-20 x 5/8" Pan Head Bolt	1
	1/4-20 Speed Nut	1
106701	BioPro Access Plate	
100-00063-10	Metal Strain Relief Bushing	1
100-00040-10	Snap Bushing (White) — 3 or 4 Wire	1
28975	5 1/2" Diameter Canopy (White) — 2-Hole	1
100-00238-14	1/2" x 1 1/4" Nipple	1
100-00239-14	1/2" I.P. Knurled Nut	1
100-00042-10	Threaded Bushing	1
100-00043-10	White Universal Bushing	1
100-00023-09	18 GA. 3 Wire SJT Cord 5" or 9"	1
CABLE SUPPORT ASSEMBLY KITS:		
100-00021-08*	53" Coupler with ___ Cable	1
	3-Way Cable Adapter	1
100-00028-08**	96" 1/4-20 Keps Lock Nut	3
	Pivoting Cable Glider	3

ASSEMBLY NUMBER — *43035 (53" CABLE) / **43041 (96" CABLE)



WARNING: Ground fixture in accordance with local and national electrical codes. Failure to do so may result in serious personal injury.