



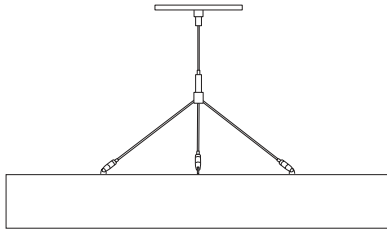
INSTALLATION INSTRUCTIONS

X1 (T-BAR)

GENERAL NOTES

Electrical box must be attached to A.T. clip. Refer to nec 370-16 for maximum electrical box fill. Romex clamp and electrical box provided by others.

MINIMUM & MAXIMUM MOUNTING DISTANCES:

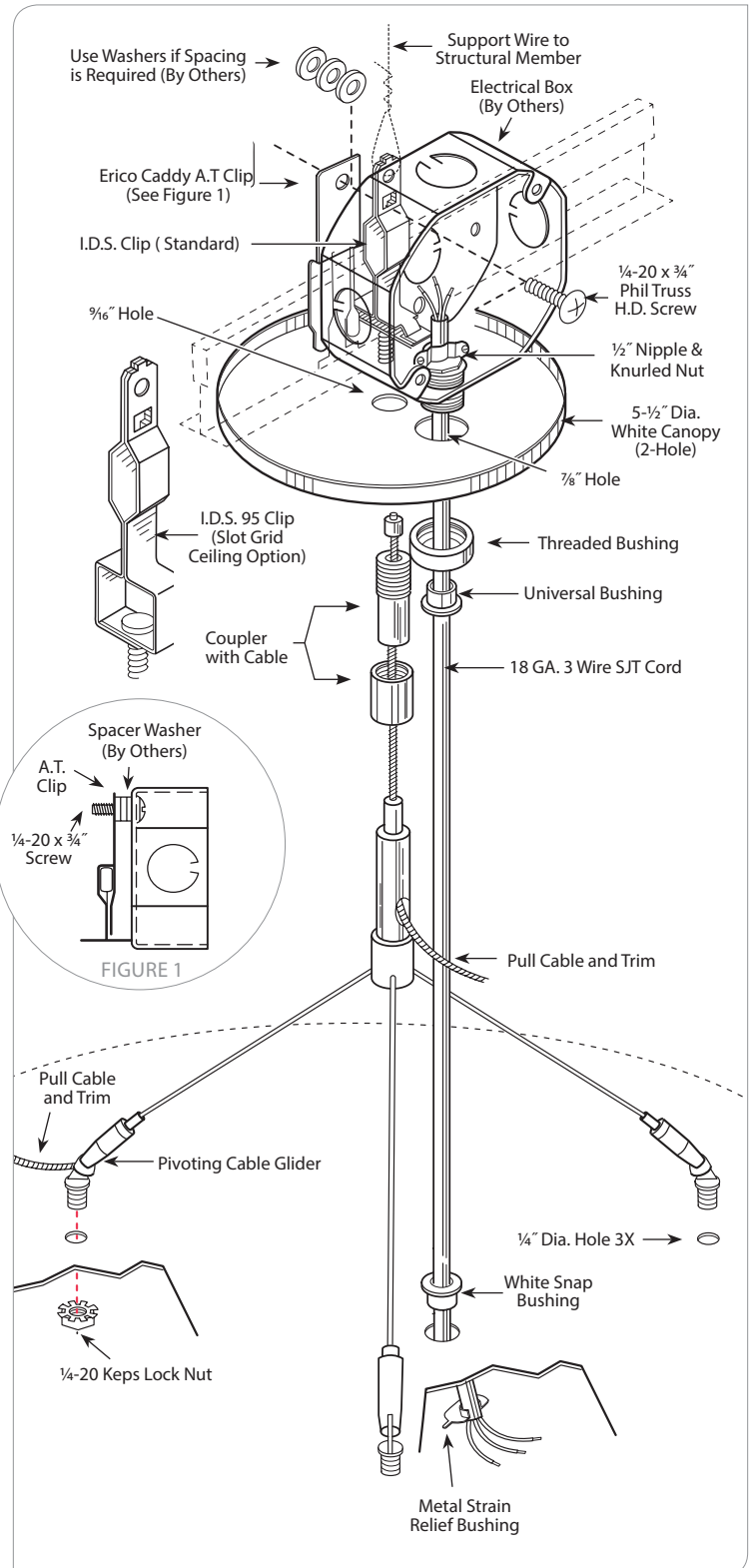


MINIMUM			MAXIMUM		
FIXTURE	18'-2"	3'-4"	FIXTURE	48"	MPCA 96" 144"
P3900 + P4000	9"	18"	P3900 + P4000	44"	92" 140"
O + C	18"	18"	C, O + Olive	40"	88" 136"
Olive	18"	24"			

PARTS LIST

ASSEMBLY NUMBER *43017 (53" CABLE) / **43036 (96" CABLE)

100-00003-08	I.D.S. 95 Clip (Slot Grid Ceiling Option)	1
100-00114-14	1/4-20 x 3/4" Phil Truss H.D. Screw	1
100-00091-08	Erico Caddy A.T. Clip	1
100-00004-08	I.D.S. Clip (Standard)	1
100-00063-08	Metal Strain Relief Bushing	1
100-00040-10	White Snap Bushing	1
28975	5-1/2" Dia. White Canopy (2-Hole)	1
100-00238-14	1/2" x 1 1/4" Nipple	1
100-00239-14	1/2" I.P. Knurled Nut	1
100-00042-10	Threaded Bushing	1
100-00043-10	White Universal Bushing	1
100-00023-09	18 GA. 3 Wire SJT Cord 5"/9"	1
	Coupler with 53" Cable	1
	3 Way Cable Adapter	1
100-00021-08*	1/4-20 Keps Lock Nut	3
	Pivoting Cable Glider	3
	Coupler with 96" Cable	1
	3 Way Cable Adapter	1
100-00024-08**	1/4-20 Keps Lock Nut	3
	Pivoting Cable Glider	3



WARNING: Ground fixture in accordance with local and national electrical codes. Failure to do so may result in serious personal injury.



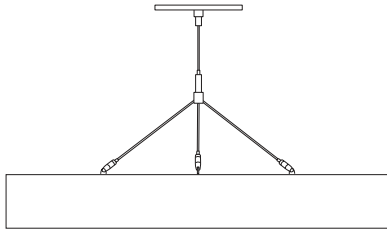
INSTALLATION INSTRUCTIONS

X3 (HARD CEILING)

GENERAL NOTES

Mounting strap will accommodate a 4" octagon electrical box without plaster ring. Refer to nec 370-16 for maximum electrical box fill.

MINIMUM & MAXIMUM MOUNTING DISTANCES:

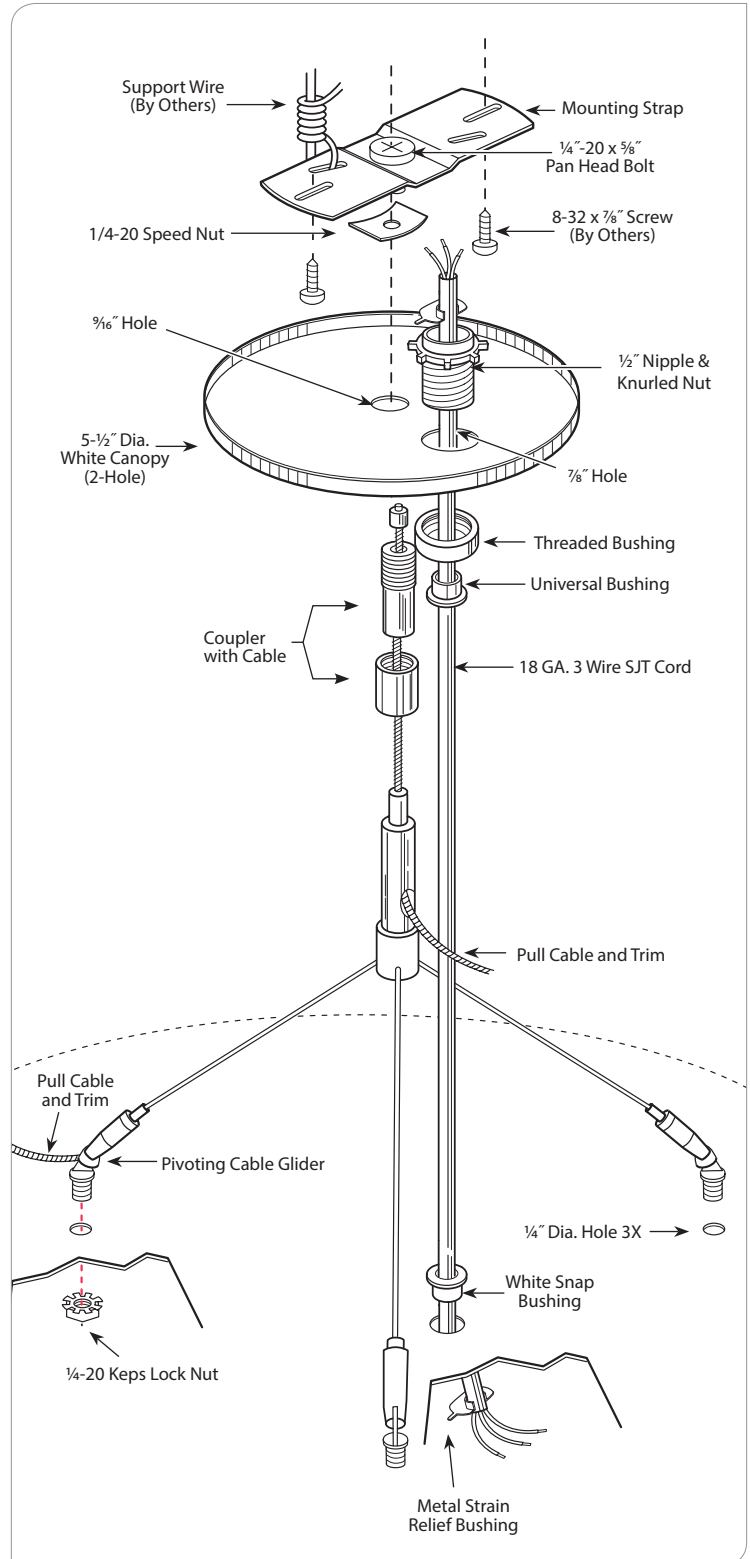


MINIMUM			MAXIMUM			
FIXTURE	18'-2"	3'-4"	FIXTURE	48"	MPCA 96"	144"
P3900 + P4000	9"	18"	P3900 + P4000	44"	92"	140"
O + C	18"	18"	C, O + Olive	40"	88"	136"
Olive	18"	24"				

PARTS LIST

ASSEMBLY NUMBER *43018 (53" CABLE) / **43037 (96" CABLE)

19031	Mounting Strap, 1/4-20 Speed Nut, 1/4-20 x 3/8" Pan H.D. Screw	1
100-00063-10	Metal Strain Relief Bushing	1
100-00040-10	White Snap Bushing	1
28975	5-1/2" Dia. White Canopy (2-Hole)	1
100-00238-14	1/2" x 1 1/4" Nipple	1
100-00239-14	1/2" I.P. Knurled Nut	1
100-00042-10	Threaded Bushing	1
100-00043-10	White Universal Bushing	1
100-00023-09	18 GA. 3 Wire SJT Cord 5" or 9"	1
	Coupler with 53" Cable	1
	3 Way Cable Adapter	1
100-00021-08*	1/4-20 Keps Lock Nut	3
	Pivoting Cable Glider	3
	Coupler with 96" Cable	1
	3 Way Cable Adapter	1
100-00028-08**	1/4-20 Keps Lock Nut	3
	Pivoting Cable Glider	3



WARNING: Ground fixture in accordance with local and national electrical codes. Failure to do so may result in serious personal injury.