



P3900 | Pendant & Surface




PRUDENTIAL LTG.

PRULITE.COM 213.746.0360

Type:

Job:



A top-selling classic.

Hand-spun steel housing with a soft radius edge. Often partnered with our P8900 recessed rounds. Compare with our new P4000. Twenty one premium colors (no set-up fee).

NEW 5' size now available.

P3930 - LED35-SO-D1
 11889 Delivered Lumens
 113 Watts
 106 lm/w



NOTE: P3900 and P4000 use the same IES tests

LUMEN OUTPUT:

Direct (D1) D9 on next page

		LO	MO	SO	HO
18":	lm	950	1650	1950	2150
	w	19	33	39	47
2":	lm	2100	3150	3900	4100
	w	35	54	67	97
3":	lm	5800	9100	11889	17700
	w	56	87	113	177
4":	lm	9200	11500	18200	28000
	w	88	110	174	281
5":	lm	12500	20000	26750	39000
	w	120	200	270	400



Lumen output may vary +/- 5% 3500K used for lm/ft estimates above 4000K +2% llf, 3000K -2%, 2700K -4% -10% LLF for 90 CRI (4K, 3500K and 3K)

See LED Details PDF for more info

SERIES	LED COLOR	OUTPUT	SHIELDING	COLOR/FINISH	DISTRIBUTION	CIRCUITING	VOLTAGE	MOUNTING	CEILING SYSTEMS	DRIVERS	OPTIONS
P3918 18" Dia.	LED27 2700K (90CRI)	LO Low	FWA Flat White Acrylic Lens	TMW Textured Matte White	D1 Direct	SC Single Circuit	UNV (120- 277)	SUR Surface Mount	X1 T-Bar Exposed	ND Non-Dimming	EML Emergency Battery, Low
P3920 2" Dia.	LED3 3000K	MO Medium	VWA Convex White Acrylic Lens (1" Max Drop)	YGW Gloss White (Standard)	D9 Semi- Direct (20-30% uplight, NA Surface)	DC Dual Circuit (Two feeds required, D9 only)	347 (Emer- gency battery requires a Step Down trans- former)	MPCA Monopoint Mounting (For 18" & 2' - 9" min. from fixt. to ceiling, for 3' & 4' fixt. 18" from fixt. to ceiling. NA 5')	X3 Hard Ceiling	DM10 0-10v, 10% Dimming (Standard)	(P3918: 400; P3920: 500; P3930 & P3940: 900 delivered lumens)
P3930 3" Dia.	LED35 3500K	SO Standard		Y Premium Color	NOTE: 18", 2' NA - D9 LO			CA48", 96" or 144" Aircraft Cable (Adjustable)	X6 Slot Grid	DM01 0-10v, 1% Dimming	EMH Emergency Battery, High (NA - 18" and 2', P3930 & P3940: 1250 delivered lumens)
P3940 4" Dia.	LED4 4000K	HO High		CC Custom Color				SSC Top-Swivel Stem Mount for Hard Ceilings (Specify length in inches)		STEP Step Dimming, 100-50-Off, Osram	
P3950 5" Dia.	LED3-90 90CRI LED35-90 90CRI LED4-90 90CRI	PROG Program- mable Light Output (Specify desired lm or w/ fixture)		NOTE: Top plate is always Gloss White for optical performance All canopies are painted the same color as the fixture. Consult factory to specify				NOTE: P3918 SUR or MPCA only		NOTE: Lumens and watts per foot may differ for STEP drivers, consult factory LDE5 5%, Lutron (Ecosystem) LDE1 1%, Lutron (Soft Fade to Black, Ecosystem) LTE 1% Forward Phase, 2 Wire, Lutron (120v only) ECO 1% 0-10v, EldoLED ECDA 1% DALI, EldoLED SOLO 0.1% 0-10v, EldoLED (Dim to Dark) SODA 0.1% DALI, EldoLED (Dim to Dark)	IBC Insulated Braided Cord PRUBIN Meticulous Binning and Labeling every LED Board within a 2-Step MacAdams Ellipse



Prudential Ltg. reserves the right to change design specifications or materials without notice. Please visit prulite.com for most current data. © 2014 All rights reserved - All products manufactured at: Prudential Ltg. 1774 E. 21st Street, Los Angeles, CA 90058

Sky Oculus Series

1

01-14-2019



P3900 | Pendant & Surface



PRUDENTIAL LTG.

PRULITE.COM 213.746.0360

D1

Standard Output:

P3930-LED35-SO-VWA-D1

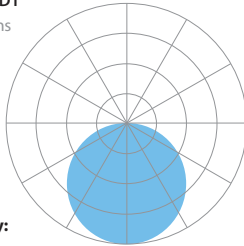
11889 Delivered Lumens

113 Watts

106 lm/w

3500 CCT

Test #L031511001



Zonal Lumen Summary:

0-90 = 100%

4543

Vertical Angle	0°	25°	45°	65°	90°
0°	4543	4543	4543	4543	4543
5°	4524	4524	4524	4524	4524
15°	4353	4353	4353	4353	4353
25°	4034	4034	4034	4034	4034
35°	3584	3584	3584	3584	3584
45°	2935	2935	2935	2935	2935
55°	2081	2081	2081	2081	2081
65°	1282	1282	1282	1282	1282
75°	527	527	527	527	527
85°	126	126	126	126	126
90°	0	0	0	0	0

Luminance Chart:

Angle	0°	45°	90°
45°	6487	6487	6487
55°	5670	5670	5670
65°	4741	4741	4741
75°	3182	3182	3182
85°	2259	2259	2259

LUMEN OUTPUT: Direct/Indirect (D9)

		LO	MO	SO	HO	Uplight
18":	lm	1765	3300	3500	4200	30%
	w	23	42	47	58	
18":	lm	1765	3300	3500	4200	30%
	w	23	42	47	58	
3':	lm	5570	8880	11300	16950	19%
	w	60	95	125	194	
4':	lm	9740	14300	19190	28250	25%
	w	97	142	193	296	
5':	lm	13700	22500	30000	43000	25%
	w	133	222	300	444	

D1 on previous page

LUMEN MAINTENANCE

Designed to last with cool running mid-power LEDs projected to maintain 90% (L90) of their initial output for 100,000 hours (at HO), and L70 exceeding 150,000 hours.

LED SYSTEM LED modules and drivers are field replaceable.

PROG (OPTIONAL) Programmable light output. Specify desired lumens or watts per fixture.

BINNING Standard binning (all Prudential LED boards) includes testing at the chip level and board integration to provide consistent color temperature within a 3-step MacAdam ellipse, with +/- 5% lumen output range and +/- .004 Duv.

PRUBIN™ (OPTIONAL) Prudential Ltg's exclusive 'job binning' method that ensures color temperature consistency across all luminaires on a project. Meticulously testing and labeling **EVERY LED BOARD** to +/- 25 lumens, +/- 50k CCT and +/- .004 Duv — while also separating positive from negative — allows us to match color, hue and intensity throughout a project and provides a consistent color temperature within a 2-step MacAdam ellipse.

LABELS

ETL damp labeled and I.B.E.W. manufactured.

ELECTRICAL

Must specify LED dimming controls. LED fixtures have constant current driver(s) with less than 20% THD when loaded to a minimum of 60%. Drivers sink a maximum of 6mA per driver. DM10 LED drivers are 0-10V dimmable and are compatible with most 0-10V wall slide dimmers and direct 0-10V analog signal dimmers.

CONSTRUCTION

Housing Spun 20 gauge steel, >20% PC recycled, 100% recyclable
Lens Convex (subtle drop mitigates lamp image) or flat acrylic, 100% recyclable

MOUNTING

Surface or suspended by straight aircraft cables, top-swivel stems

WARRANTY

Single-source, 5 year limited warranty covers standard components and construction.



Prudential Ltg. reserves the right to change design specifications or materials without notice. Please visit prulite.com for most current data. © 2014 All rights reserved - All products manufactured at: Prudential Ltg. 1774 E. 21st Street, Los Angeles, CA 90058



P3900 | Pendant & Surface



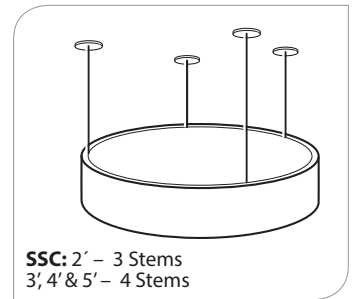
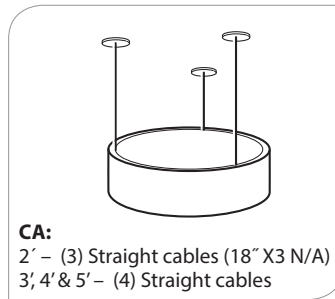

PRUDENTIAL LTG.

PRULITE.COM 213.746.0360

YSW – Seashell White (Matte)	YCH – Champagne (Metallic)
YSL – Silver (Metallic)	YPE – Pewter (Matte)
YRG – Rain Grey (Gloss)	YSTM – Storm Grey (Matte)
YBK – Black (Matte)	YBB – Black (Semi Gloss)
YSKM – Sky (Matte)	YMB – Military Blue (Matte)
YIB – Interstate Blue (Matte)	YSAM – Sapphire (Matte)
YFGM – Forest Green (Matte)	YBR – Bronze (Matte)
YBY – Boysenberry (Matte)	YSRM – Sunset Red (Matte)
YOR – Orange (Matte)	YDAM – (Diffused) (Matte)



MOUNTING CABLES



Choose from one of our Premium Colors with no set-up fee.

For paint chip samples, please email: info@prulite.com

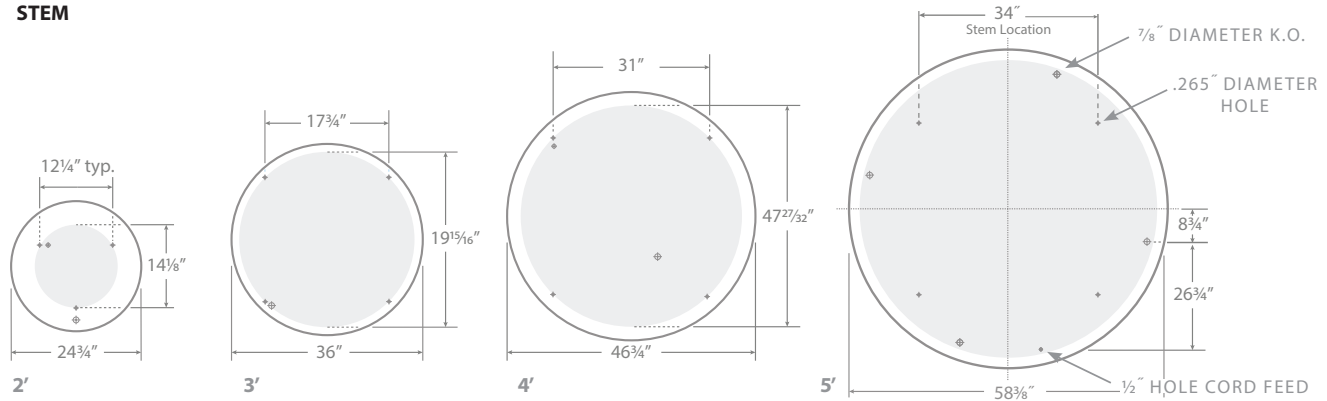


Prudential Ltg. reserves the right to change design specifications or materials without notice. Please visit prulite.com for most current data. © 2014 All rights reserved - All products manufactured at: Prudential Ltg. 1774 E. 21st Street, Los Angeles, CA 90058



MOUNTING LOCATIONS

STEM



MPCA, CAX & SUR

- 1/4" Mounting hole
- ⊕ 7/8" Wiring K.O.

